

# KTAM Smart Trade Website User Manual



Access KTAM Smart Trade website  
at <https://smarttrade.ktam.co.th/websmarttrade/Home>



Update 21/09/2022

## Table of Contents

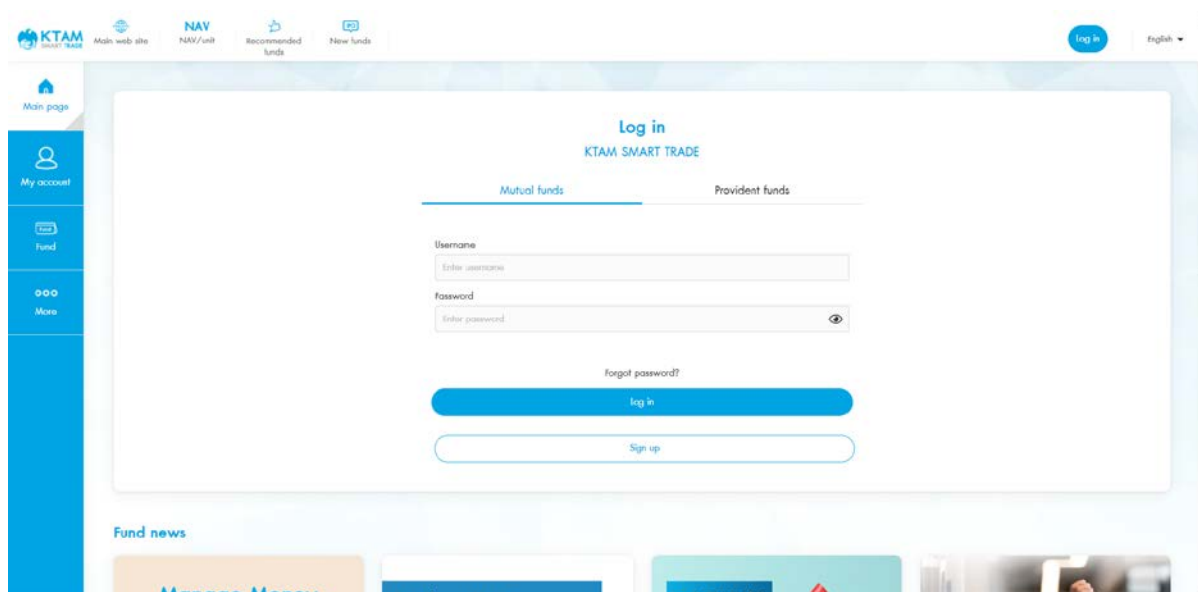
|  |    |
|--|----|
| 1. Login.....  | 1  |
| 2. Forgot Password .....   | 4  |
| 3. Forgot Pin Code .....   | 7  |
| 4. Getting Started KTAM Smart Trade .....  | 11 |
| 4.1. Registering for the first time.....   | 11 |
| 4.2. In case you have never previously provided your mobile phone number or e-mail to KTAM ..... | 16 |
| 5. Funds.....  | 22 |
| 5.1. Fund Information.....   | 22 |
| 5.2. Fund schedule .....   | 27 |
| 5.2.1. Settlement period.....  | 27 |
| 5.2.2. Fund holidays.....  | 29 |
| 5.2.3. Fund switch date.....   | 31 |
| 5.2.4. Calculate redemption settlement date.....   | 33 |
| 6. Transactions .....  | 35 |
| 6.1. Purchase .....  | 35 |
| 6.2. Redeem.....   | 39 |
| 6.3. Switch.....   | 43 |
| 6.4. Transactions pending allocation .....   | 47 |
| 6.5. Past transactions.....  | 49 |
| 6.6. Auto-redemptions .....  | 50 |
| 6.7. Dividends received.....   | 51 |
| 7. Auto Investment Plan .....  | 52 |
| 7.1. Set Auto Investment Plan.....   | 52 |
| 7.1.1. Set up your fund purchase plan .....  | 52 |

|  |    |
|--|----|
| 7.1.2. Set up your fund redemption plan .....                | 56 |
| 7.1.3. Set up your fund switching plan .....                 | 60 |
| 7.2. My Auto Investment Plans .....                          | 64 |
| 8. My Account .....  | 65 |
| 8.1. My port .....   | 65 |
| 8.2. Edit personal data.....                                 | 66 |
| 8.3. Update KYC Data .....                                   | 74 |
| 8.4. Manage favorite funds .....                             | 76 |
| 8.5. Manage bank accounts .....                              | 79 |
| 8.6. Manage unitholder accounts.....                         | 82 |
| 8.7. Reports.....  | 86 |
| 8.7.1. Unitholder statement.....                             | 87 |
| 8.7.2. Tax certificate for RMF/LTF/SSF/SSF Extra.....        | 87 |
| 8.7.3. Dividend income report .....                          | 88 |
| 8.7.4. Summary of investments in RMF/LTF/SSF/SSF Extra ..... | 88 |
| 8.8. My risk level .....                                     | 89 |
| 8.9. Personal data protection policy.....                    | 92 |
| 8.10. Settings .....   | 93 |
| 8.10.1. Change password.....                                 | 93 |
| 8.10.2. Change Pin Code.....                                 | 95 |
| 9. More.....   | 97 |
| 9.1. Settings .....  | 97 |
| 9.1.1. Change language .....                                 | 97 |
| 9.2. Help.....   | 98 |
| 9.2.1. Usage tips .....                                      | 98 |
| 9.2.2. Terms of usage .....                                  | 98 |
| 9.2.3. FAQ .....   | 99 |

|                                   |     |
|-----------------------------------|-----|
| 9.3. Contact channels.....        | 100 |
| 9.3.1. Contact us.....            | 100 |
| 9.3.2. Online Media Channels..... | 100 |
| 9.3.3. Search selling agents..... | 101 |

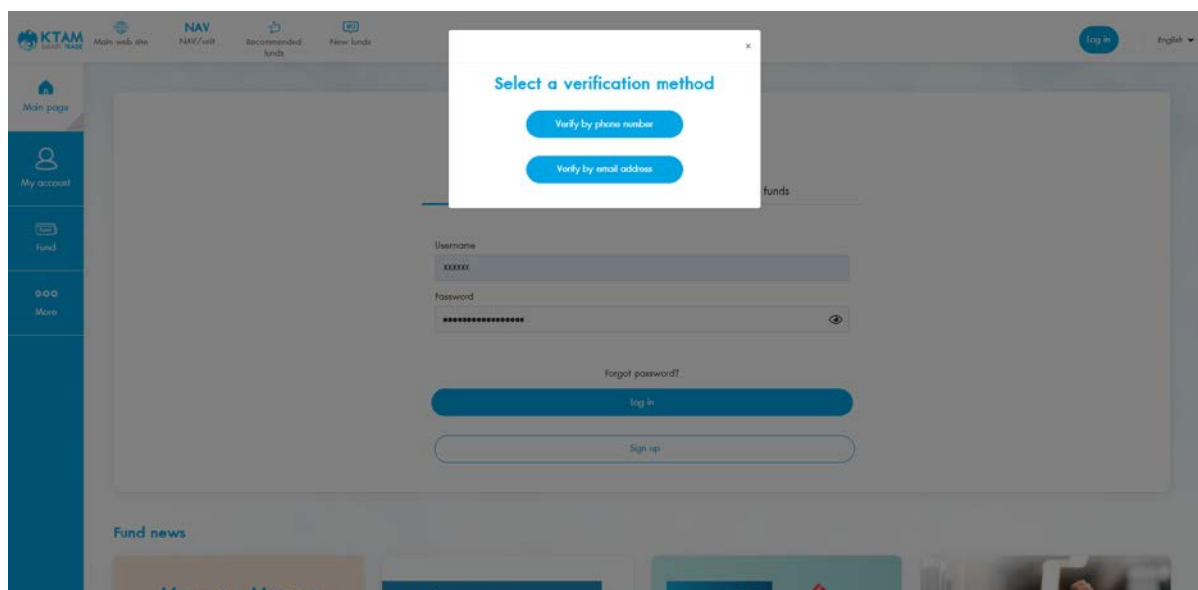
## 1. Login

1. Fill in your Username and Password to Login



The screenshot shows the KTAM SMART TRADE login interface. At the top, there is a navigation bar with links for 'Main web site', 'NAV NAV/unit', 'Recommended funds', and 'New funds'. A 'Log in' button and a language dropdown set to 'English' are on the right. On the left, a sidebar contains 'Main page', 'My account', 'Fund', and 'More'. The main content area is titled 'Log in KTAM SMART TRADE' and features two tabs: 'Mutual funds' (selected) and 'Provident funds'. Below the tabs are input fields for 'Username' (placeholder: 'Enter username') and 'Password' (placeholder: 'Enter password' with a toggle icon). A 'Forgot password?' link is positioned above the 'Log in' button. Below the 'Log in' button is a 'Sign up' button. At the bottom, there is a 'Fund news' section with a 'Manage Money' button.

2. Verify using 6-digit OTP code through e-mail or mobile phone number registered with KTAM



This screenshot shows the same login page as above, but with a modal window titled 'Select a verification method' overlaid. The modal contains two buttons: 'Verify by phone number' and 'Verify by email address'. In the background, the login form fields are visible but dimmed. The 'Username' field now contains 'XXXXXX' and the 'Password' field contains a series of asterisks. The 'Log in' and 'Sign up' buttons remain visible below the fields.

## 2.1. Verify using 6-digit OTP code through mobile phone number registered with KTAM

KTAM SMART TRADE Main web site NAV NAV/unit Recommended funds New funds Log in English

Back to main page

### Verify by phone number

A 6-digit verification code will be sent to your phone number.

Mobile phone number

XXX-XXX-XXXX

Get OTP

Home page | Fund news | FAQ | Usage tips | Terms of usage | Search selling agents | Contact us  
Copyright 2016, Krong Thai Asset Management Public Company Limited. All rights reserved. KTAM Call Center 0-2686-6100 Press 9

## 2.2. Verify using 6-digit OTP code through e-mail registered with KTAM

KTAM SMART TRADE Main web site NAV NAV/unit Recommended funds New funds Log in English

Back to main page

### Verify by email address

A 6-digit verification code will be sent to your email address.

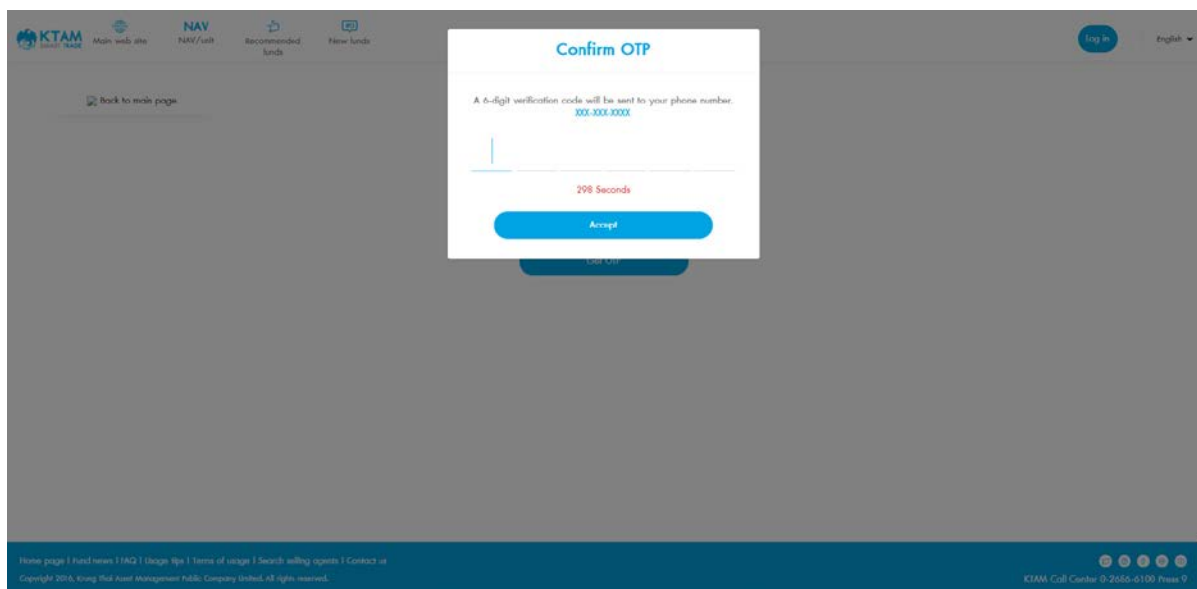
Email address

\*\*\*\*\*@gmail.com

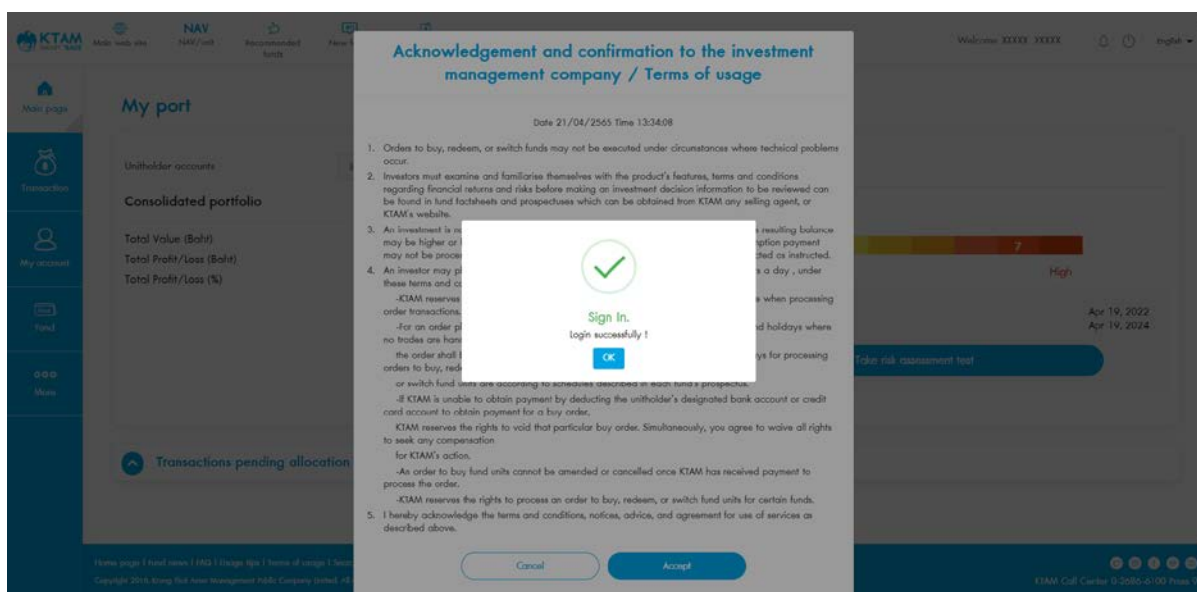
Get OTP

Home page | Fund news | FAQ | Usage tips | Terms of usage | Search selling agents | Contact us  
Copyright 2016, Krong Thai Asset Management Public Company Limited. All rights reserved. KTAM Call Center 0-2686-6100 Press 9

## 3. Verify by entering the 6-digit Pin Code



## 4. Login successfully



## 2. Forgot Password

### 1. Select "forgot password?"

The screenshot shows the KTAM SMART TRADE login interface. At the top, there are navigation links: Main web site, NAV, Recommended funds, and New funds. A 'log in' button and a language dropdown (English) are in the top right. On the left, a sidebar contains 'Main page', 'My account', 'Fund', and 'More'. The main content area is titled 'Log in' and 'KTAM SMART TRADE'. It has two tabs: 'Mutual funds' (selected) and 'Provident funds'. Below the tabs are input fields for 'Username' and 'Password'. A 'forgot password?' link is highlighted with a yellow box. Below the inputs are 'log in' and 'Sign up' buttons. At the bottom, there is a 'Fund news' section with a 'Manage Money' button.

### 2. Fill in

- Username
- ID card number
- Mobile phone number previously registered with KTAM

The screenshot shows the 'Forgot password?' page on the KTAM SMART TRADE website. The page has the same header and sidebar as the login page. The main content area is titled 'Forgot password?'. It contains three input fields: 'Username \*', 'Enter ID card number \*', and 'Phone number \*'. Below these fields is an 'Accept' button. At the bottom of the page, there is a footer with links: Home page | Fund news | FAQ | Usage tips | Terms of usage | Search selling agents | Contact us. Copyright 2016, Krong Thai Asset Management Public Company Limited. All rights reserved. KTAM Call Center 0-2666-6100 Press 9.



## 3. Fill in 6-digit OTP code sent to you via SMS

KTAM

Main web site NAV NAV/unit Recommended funds New funds

log in English

Main page My account Fund More

### Confirm OTP

A 6-digit verification code will be sent to your phone number, +56 900000000

Request a new OTP

298 Seconds

Accept

Home page | Fund news | FAQ | Usage tips | Terms of usage | Search selling agents | Contact us  
Copyright 2016, Krung Thai Asset Management Public Company Limited. All rights reserved.

KTAM Call Center 0-2686-6100 Press 9

## 4. Set new password

KTAM

Main web site NAV NAV/unit Recommended funds New funds

log in English

Main page My account Fund More

### Forgot password

Password \*

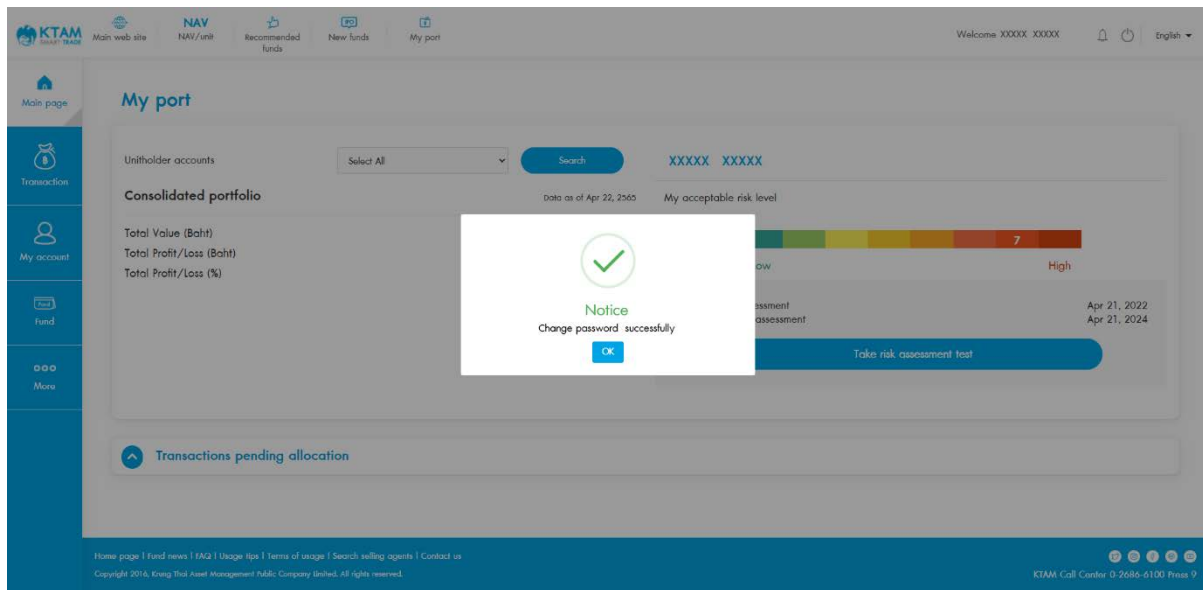
Reconfirm password \*

Warning: Password must be at least 8 characters long and contain at least one uppercase letter and one number.

Accept

Home page | Fund news | FAQ | Usage tips | Terms of usage | Search selling agents | Contact us  
Copyright 2016, Krung Thai Asset Management Public Company Limited. All rights reserved.

KTAM Call Center 0-2686-6100 Press 9

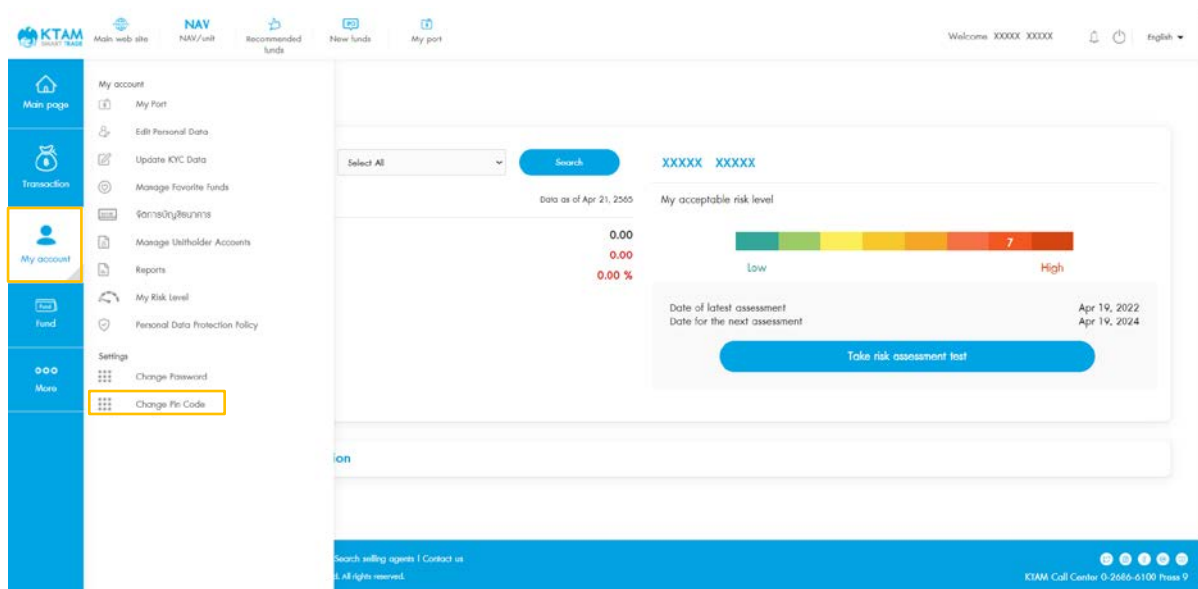


**Note** : Password must be at least 8 characters long and contain at least one uppercase letter and one number

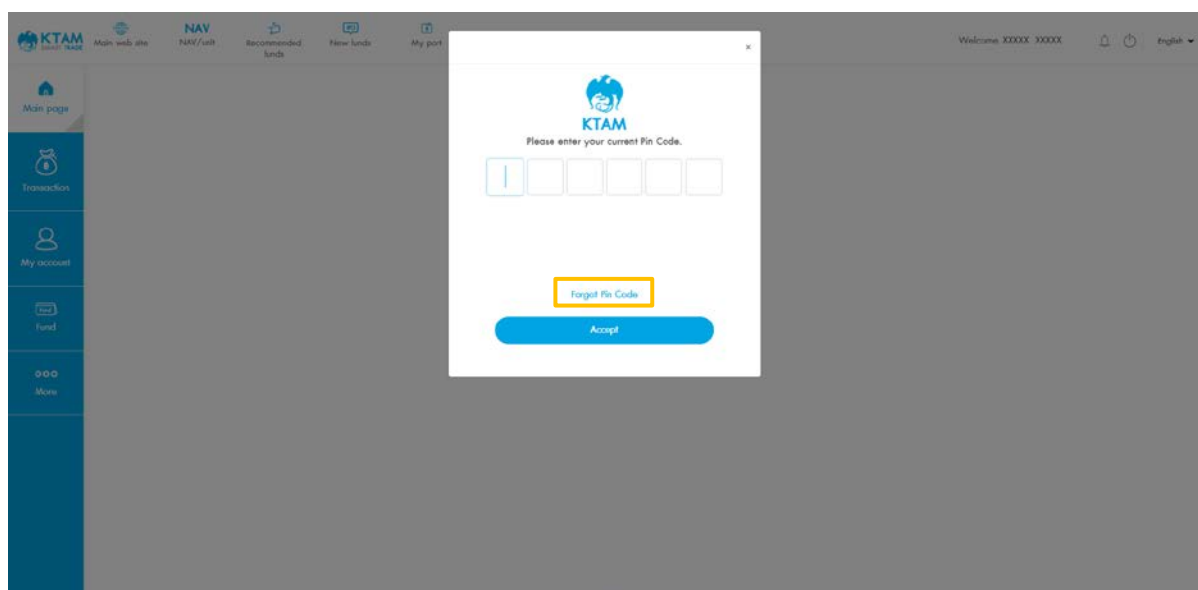
### 3. Forgot Pin Code

1. Select Menu My account

2. Select Menu Change Pin Code



3. Select Forgot Pin Code



## 4. Enter Username and your password and press continue

The screenshot shows the 'Forgot Pin Code' login page of the KTAM (Krung Thai Asset Management) website. The page has a blue header with the KTAM logo and navigation links: 'Main web site', 'NAV NAV/unit', 'Recommended funds', 'New funds', and 'My port'. The user is logged in as 'Welcome XXXXX XXXXX'. On the left, there is a blue sidebar with icons for 'Main page', 'Transaction', 'My account', 'Fund', and 'More'. The main content area is titled 'Forgot Pin Code' and contains two input fields: 'Username' and 'Password'. Below these fields is a blue 'Continue' button. The footer includes links to 'Home page', 'Fund news', 'FAQ', 'Usage tips', 'Terms of usage', 'Search selling agents', and 'Contact us', along with the copyright notice 'Copyright 2016, Krung Thai Asset Management Public Company Limited. All rights reserved.' and the contact information 'KTAM Call Center 0-2686-6100 Press 9'.

KTAM  
Main web site NAV NAV/unit Recommended funds New funds My port

Welcome XXXXX XXXXX

Main page Transaction My account Fund More

### Forgot Pin Code

Username \*

Password \*

Continue

Home page | Fund news | FAQ | Usage tips | Terms of usage | Search selling agents | Contact us  
Copyright 2016, Krung Thai Asset Management Public Company Limited. All rights reserved.  
KTAM Call Center 0-2686-6100 Press 9

## 5. Enter the 6-digit OTP received by SMS

The screenshot shows the 'Confirm OTP' screen of the KTAM website. The page layout is consistent with the previous one. The main content area is titled 'Confirm OTP' and displays a message: 'A 6-digit verification code will be sent to your phone number, +66 xxxxxxxx'. Below this message is a text input field for the OTP. There is a link 'Request a new OTP' and a red timer '297 Seconds'. At the bottom of the main content area is a blue 'Accept' button. The footer is the same as the previous screen.

### Confirm OTP

A 6-digit verification code will be sent to your phone number, +66 xxxxxxxx

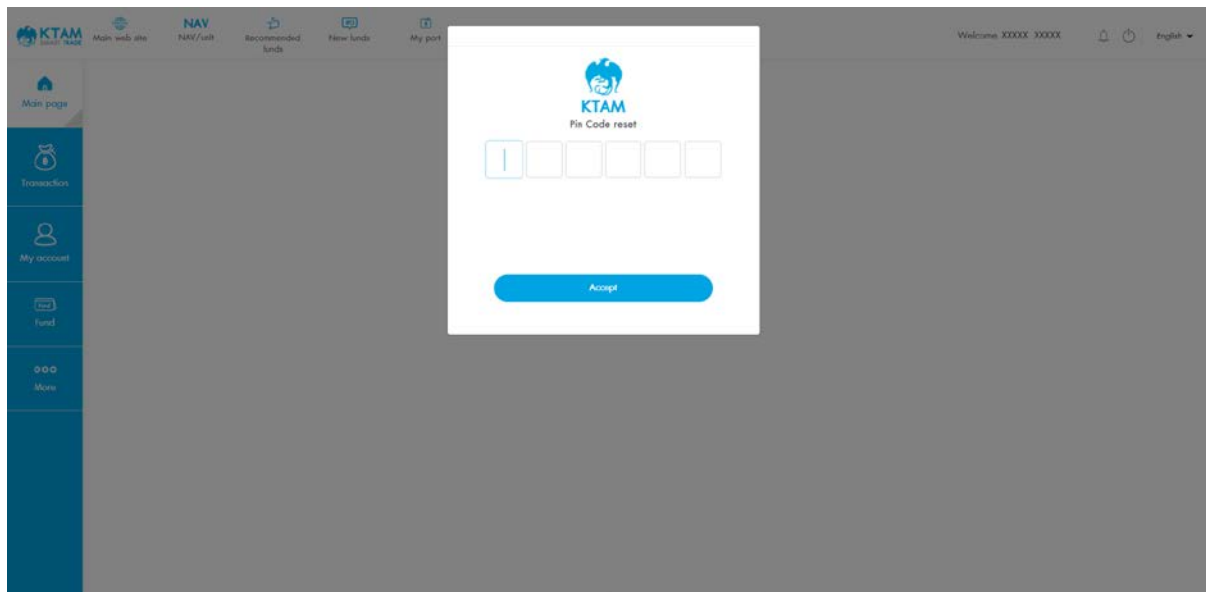
Request a new OTP

297 Seconds

Accept

Home page | Fund news | FAQ | Usage tips | Terms of usage | Search selling agents | Contact us  
Copyright 2016, Krung Thai Asset Management Public Company Limited. All rights reserved.  
KTAM Call Center 0-2686-6100 Press 9

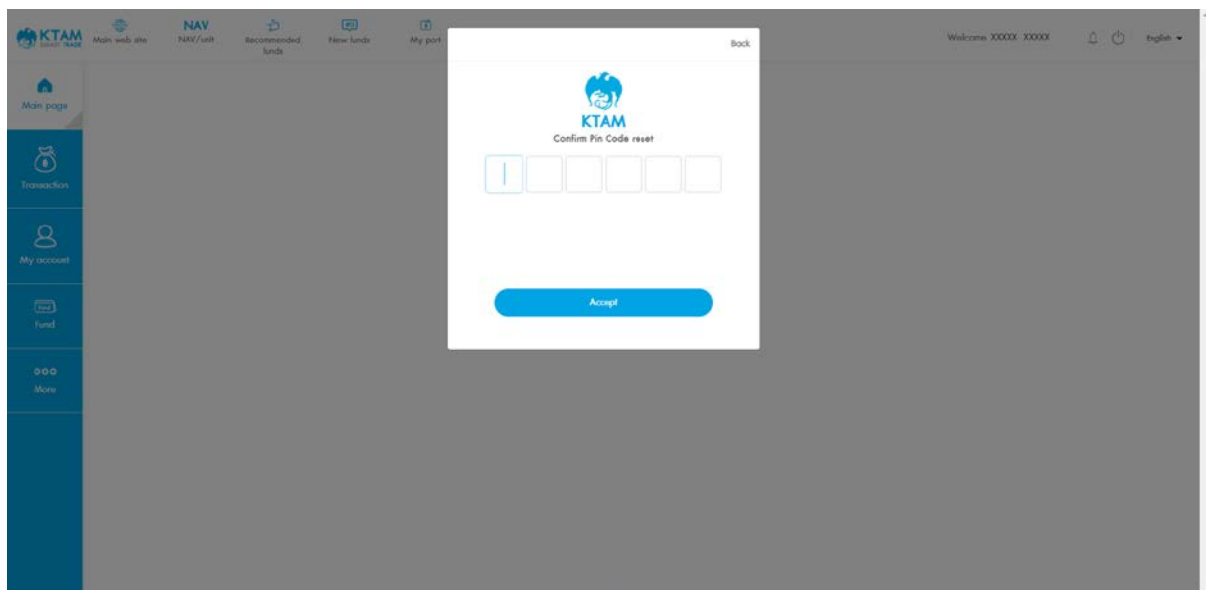
## 6. Enter a new Pin Code



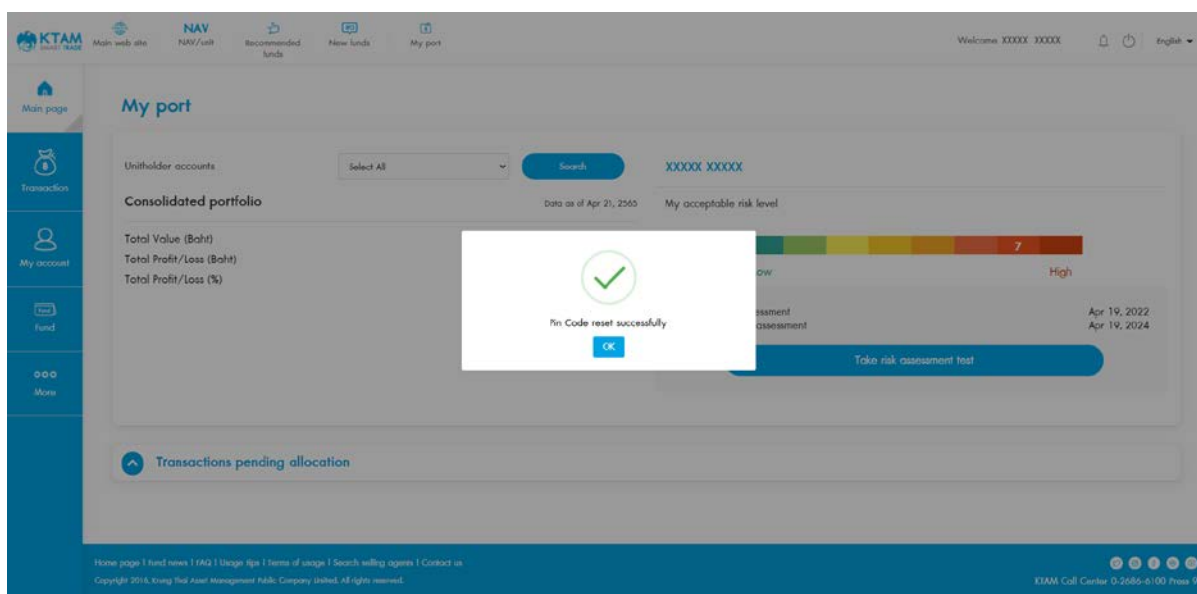
**Note** : For security purposes, when selecting a Pin Code, please avoid

- Codes which can be easily guessed, such as your birthdate
- Consecutive numbers to form the 6-digit
- Patterns of duplicate numbers, such as 111222

## 7. Confirm the new Pin Code again



## 8. Pin code reset successfully



## 4. Getting Started KTAM Smart Trade

### 4.1. Registering for the first time

#### 1. Select Sign up

The screenshot shows the KTAM Smart Trade login interface. On the left is a blue sidebar with navigation links: 'Main page', 'My account', 'Fund', and 'More'. The main content area is white with a blue header 'Log in KTAM SMART TRADE'. Below the header are two tabs: 'Mutual funds' (selected) and 'Provident funds'. The login form includes a 'Username' field, a 'Password' field with a toggle icon, a 'Forgot password?' link, a blue 'Log in' button, and a yellow-outlined 'Sign up' button.

#### 2. Review the “Personal data protection policy” and click accept

The screenshot shows the KTAM Smart Trade website with a 'Personal data protection policy' modal open. The modal contains the following text:

specified by law, the Company shall comply with legal requirements relating to your right as the personal data owner.

In the case where You request the Company to erase, destroy, limit Processing of personal data, restrain the use temporarily, convert personal data to become the anonymous data which cannot identify personal data owner or withdraw consent, it may create limitation for the Company to perform transactions or provide services to You.

To proceed with your request for right exercising as above-mentioned, the Company reserves the right to charge any and all service fees that relevant and necessary for the Company's operation concerning personal data as per your request.

**6. Period of storage of personal information**

As necessary, according to principle of personal data retention, the Company shall retain your personal data for a period to the extent necessary in relation to the lawful purpose of personal data collection as follow

- The Processing of personal data on contract and legitimate interest bases, shall be retained for a period of 10 years after fund account closing
- When the retention period ends, the Company shall erase or convert your personal data to become the anonymous data

**7. Personal Data Protection Measure**

The Company manages your personal data obtained both in the forms of hard copy and electronic means, with efficient technic to protect your personal data from unauthorized access. The Company also has controlling system and mechanism which were designed to detect, retrieve and recover data in the very worst-case scenario.

**8. Changes to the Privacy Policy**

Personal Data Protection Policy may be changed and amended from time to time without prior notice. Notwithstanding, if there is any change on Personal Data Protection Policy, the Company shall present the updated version on the Company's website: [www.ktam.co.th](http://www.ktam.co.th)

**9. Contact Us**

In the event that You wish to exercise your right under Article 5, or withdraw your consent for our Processing of your personal data, or have any questions concerning our Processing of your personal data, You can contact us at

**Krung Thai Asset Management Public Company Limited** 1 Empire Tower, 32nd Fl., South Sathorn Rd., Yananawa Sub-district, Sathorn District, Bangkok 10120 Tel: 0-2686-6100 Email: [Privacy@ktam.co.th](mailto:Privacy@ktam.co.th) Website: [www.ktam.co.th](http://www.ktam.co.th)

If You opine that our Processing of your personal data is not in due compliance with the Personal Data Protection Act B.E. 2562 (2019), You have the right to complain to Office of the Personal Data Protection Committee.

This Notification is an advance notice when the Personal Data Protection Act B.E. 2562 (2019) comes into force.

☐ I accept Personal data protection policy

At the bottom of the modal are 'Cancel' and 'Accept' buttons.

### 3. Fill in verification information

- Unitholder number
- ID number
- Date of birth

KTAM Smart Trade

Main web site NAV/unit Recommended funds New funds Log in English

< Back to main page

**Sign up**  
KTAM Smart Trade

Unitholder number  
Enter unitholder number

Enter ID card number  
Enter ID card number

Date of birth (A.D.)  
22/04/2022

Check

Home page | Fund news | FAQ | Usage tips | Terms of usage | Search selling agents | Contact us  
Copyright 2016, King Thai Asset Management Public Company Limited. All rights reserved. KTAM Call Center 0-2686-6100 Press 9

### 4. Verify through e-mail or mobile phone number registered with KTAM

KTAM Smart Trade

Main web site NAV/unit Recommended funds New funds Log in English

< Back to main page

**Select a verification method**

Verify by phone number

Verify by email address

Home page | Fund news | FAQ | Usage tips | Terms of usage | Search selling agents | Contact us  
Copyright 2016, King Thai Asset Management Public Company Limited. All rights reserved. KTAM Call Center 0-2686-6100 Press 9

**Note :** If you have never registered your mobile phone number or e-mail with KTAM, the system will alert you so you can update your personal data. See details on how to do so under heading “In case you have never previously provided your mobile phone number or e-mail to KTAM”



#### 4.1. Verify using 6-digit OTP code through e-mail or mobile phone number

registered with KTAM.

KTAM  
Main web site  
NAV  
NAV/unit  
Recommended funds  
New funds  
Log in  
English

Back to main page

### Verify by phone number

A 6-digit verification code will be sent to your phone number.

Mobile phone number:

095XXXXXX

Get OTP

If your mobile phone number is incorrect  
please click 'Edit'

Edit

Home page | Fund news | FAQ | Usage tips | Terms of usage | Search selling agents | Contact us  
Copyright 2016, Krung Thai Asset Management Public Company Limited. All rights reserved.  
KTAM Call Center 0-2686-6100 Press 9

#### 4.2. Verify by entering the 6-digit Pin Code.

KTAM  
Main web site  
NAV  
NAV/unit  
Recommended funds  
New funds  
Log in  
English

Back to main page

### Confirm OTP

A 6-digit verification code will be sent to your phone number.  
+66 095XXXXXX

298 Seconds

Accept

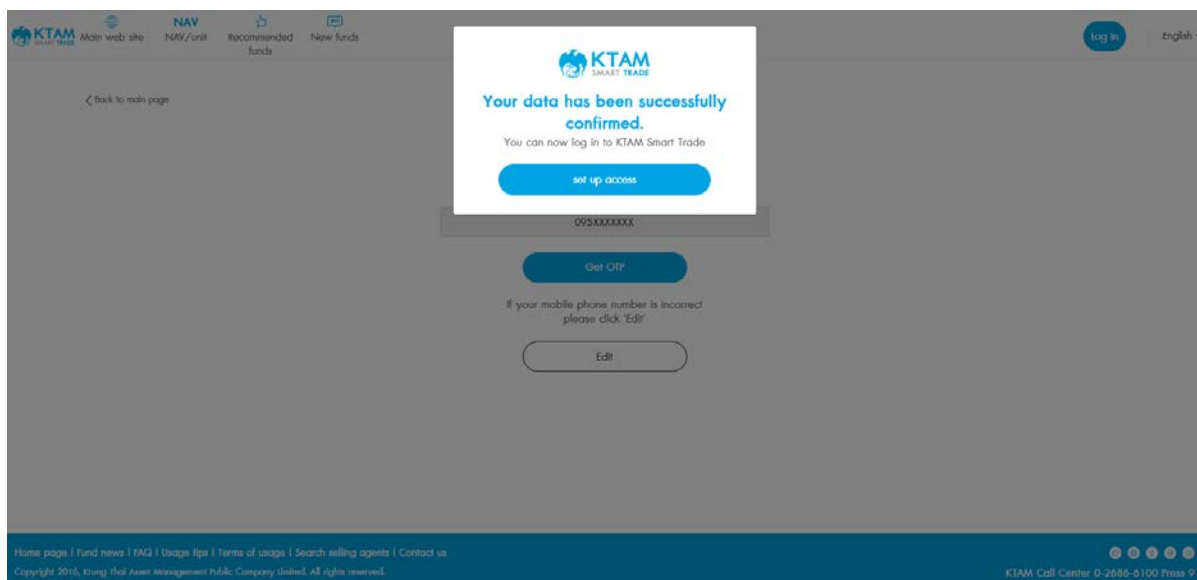
Get OTP

If your mobile phone number is incorrect  
please click 'Edit'

Edit

Home page | Fund news | FAQ | Usage tips | Terms of usage | Search selling agents | Contact us  
Copyright 2016, Krung Thai Asset Management Public Company Limited. All rights reserved.  
KTAM Call Center 0-2686-6100 Press 9

5. Verification is finished. Click Set up access.



6. Set Username and password. Then click to confirm.

**Set up login**  
**KTAM Smart Trade**

Username \*

Password \*

Reconfirm password \*

Warning :

- Username must be 6-20 characters in length, consisting only of English alphabet letters or numbers (a-z, 0-9). The first character must be an English alphabet letter.
- Password must be at least 8 characters long and contain at least one uppercase letter and one number.

Accept

**Note** : Password must be at least 8 characters long and contain at least one uppercase letter and one number

## 7. Set Pin Code

**Set a Pin Code**

A 6-digit Pin Code will be used to confirm.  
Make a list and be your electronic signature.

Accept

Reconfirm password \*

Password

Warning :

- Username must be 6-20 characters in length, consisting only of English alphabet letters or numbers (a-z, 0-9). The first character must be an English alphabet letter.
- Password must be at least 8 characters long and contain at least one uppercase letter and one number.

Accept

**Note** : For security purposes, when selecting a Pin Code, please avoid

- Codes which can be easily guessed, such as your birthdate
- Consecutive numbers to form the 6-digit
- Patterns of duplicate numbers, such as 111222

## 8. You are successfully registered on KTAM Smart Trade

**successfully**

The KTAM Smart Trade has been set up successfully.

Back to main page

Home page | Fund news | FAQ | Usage tips | Terms of usage | Search selling agents | Contact us  
Copyright 2016, Krung Thai Asset Manager Public Company Limited. All rights reserved.

KTAM Call Center 0-2680-6100 Press 9

## 4.2. In case you have never previously provided your mobile phone number or e-mail to KTAM

### 1. Select Sign up

### 2. Review the “Personal data protection policy” and click accept

specified by law, the Company shall comply with legal requirements relating to your right as the personal data owner.

In the case where You request the Company to erase, destroy, limit Processing of personal data, restrain the use temporarily, convert personal data to become the anonymous data which cannot identify personal data owner or withdraw consent, it may create limitation for the Company to perform transactions or provide services to You.

To proceed with your request for right exercising as above-mentioned, the Company reserves the right to charge any and all service fees that relevant and necessary for the Company's operation concerning personal data as per your request.

**6. Period of storage of personal information**

As necessary, according to principle of personal data retention, the Company shall retain your personal data for a period to the extent necessary in relation to the lawful purpose of personal data collection as follow

- The Processing of personal data on contract and legitimate interest bases, shall be retained for a period of 10 years after fund account closing
- When the retention period ends, the Company shall erase or convert your personal data to become the anonymous data

**7. Personal Data Protection Measure**

The Company manages your personal data obtained both in the forms of hard copy and electronic means, with efficient technic to protect your personal data from unauthorized access. The Company also has controlling system and mechanism which were designed to detect, relieve and recover data in the very worst-case scenario.

**8. Changes to the Privacy Policy**

Personal Data Protection Policy may be changed and amended from time to time without prior notice. Notwithstanding, if there is any change on Personal Data Protection Policy, the Company shall present the updated version on the Company's website: [www.ktam.co.th](http://www.ktam.co.th)

**9. Contact Us**

In the event that You wish to exercise your right under Article 5, or withdraw your consent for our Processing your personal data, or have any questions concerning our Processing of your personal data, You can contact us at

Krung Thai Asset Management Public Company Limited 1 Empire Tower, 32nd Fl., South Sathorn Rd., Yanawa Sub-district, Sathorn District, Bangkok 10120 Tel: 0-2686-6100  
Email: [privacy@ktam.co.th](mailto:privacy@ktam.co.th) Website: [www.ktam.co.th](http://www.ktam.co.th)

If You opine that our processing of your personal data is not in due compliance with the Personal Data Protection Act B.E. 2562 (2019), You have the right to complain to Office of the Personal Data Protection Committee.

This Notification is an advance notice when the Personal Data Protection Act B.E. 2562 (2019) comes into force.

☐ I accept Personal data protection policy

### 3. Fill in verification information

- Unitholder number
- ID number
- Date of birth

KTAM  
Main web site NAV Recommended funds New funds Log in English

< Back to main page

**Sign up**  
KTAM Smart Trade

Unitholder number  
Enter unitholder number

Enter ID card number  
Enter ID card number

Date of birth (A.D.)  
22/04/2022

Check

Home page | Fund news | FAQ | Usage tips | Terms of usage | Search selling agents | Contact us  
Copyright 2016, Krung Thai Asset Management Public Company Limited. All rights reserved. KTAM Call Center 0-2686-6100 Press 9

4. If you have never previously provided your mobile phone number and e-mail to KTAM. The system will alert and request that you add/amend your mobile phone number and e-mail

KTAM  
Main web site NAV Recommended funds New funds Log in English

< Back to main page

**Notification**  
Please enter your phone number and email address before login

Accept

Phone number

Email address

☒ I hereby certify that the information provided herein is accurate and truthful.

Continue

Home page | Fund news | FAQ | Usage tips | Terms of usage | Search selling agents | Contact us  
Copyright 2016, Krung Thai Asset Management Public Company Limited. All rights reserved. KTAM Call Center 0-2686-6100 Press 9

KTAM Main web site NAV NAV/unit Recommended funds New funds Log in English

[Back to main page](#)

### Request to add/edit data

Mobile phone number

Email address

☐ I hereby certify that the information provided herein is accurate and truthful.

Continue

Home page | Fund news | FAQ | Usage tips | Terms of usage | Search selling agents | Contact us  
Copyright 2016, Krung Thai Asset Management Public Company Limited. All rights reserved. KTAM Call Center 0-2686-6100 Press 9

5. If you have more than 1 fund account, you may add/amend your mobile phone number and e-mail on other fund accounts as well

KTAM Main web site NAV NAV/unit Recommended funds New funds Log in English

[Back to main page](#)

### I would like to add/edit data for all unitholder number accounts.

0157XXXXXXX - Krungthai bank

Accept

Home page | Fund news | FAQ | Usage tips | Terms of usage | Search selling agents | Contact us  
Copyright 2016, Krung Thai Asset Management Public Company Limited. All rights reserved. KTAM Call Center 0-2686-6100 Press 9

## 6. Verify your mobile phone number and e-mail with the 6-digit OTP code



[Back to main page](#)

### Verify by phone number

A 6-digit verification code will be sent to your phone number.

Mobile phone number

095XXXXXX

Get OTP

[Home page](#) | [Fund news](#) | [FAQ](#) | [Usage tips](#) | [Terms of usage](#) | [Search selling agents](#) | [Contact us](#)  
Copyright 2016, Krung Thai Asset Management Public Company Limited. All rights reserved.

KTAM Call Center 0-2686-6100 Press 9



[Back to main page](#)

### Verify by email address

A 6-digit verification code will be sent to your email address.

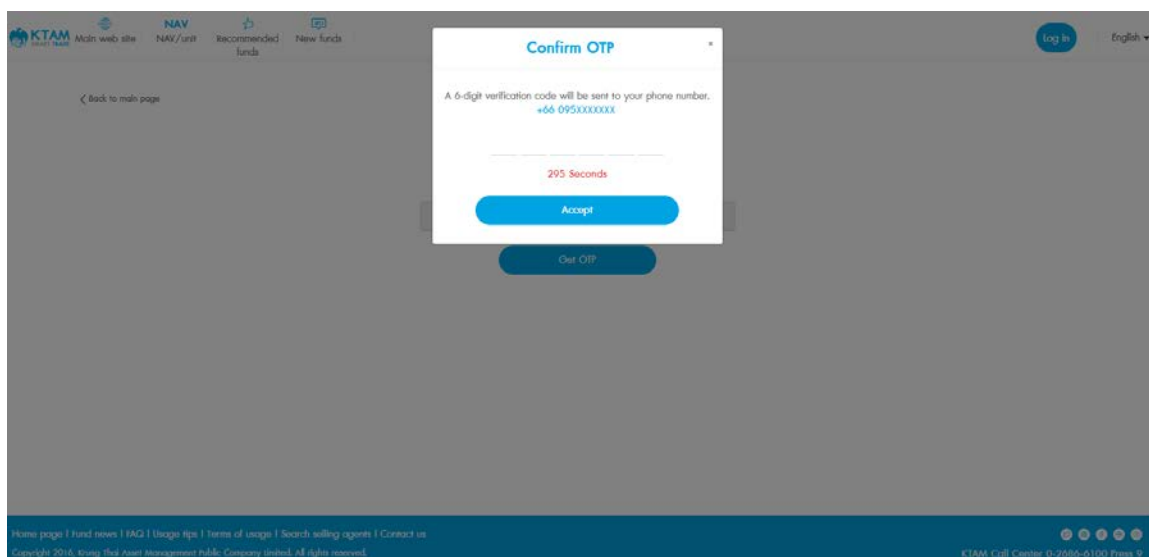
Email address

xxxxxx@gmail.com

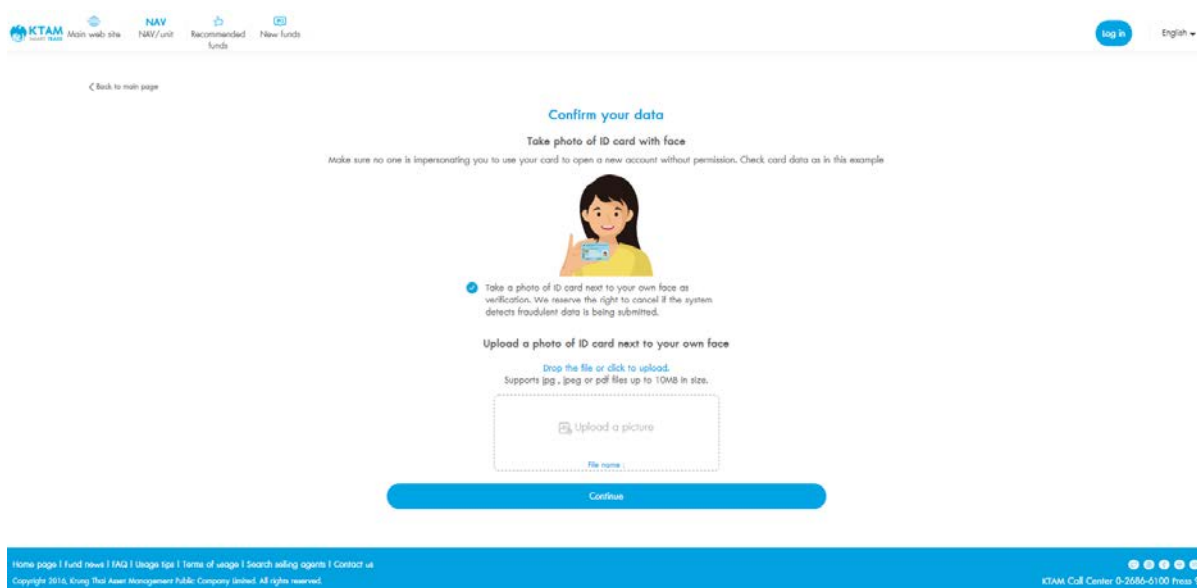
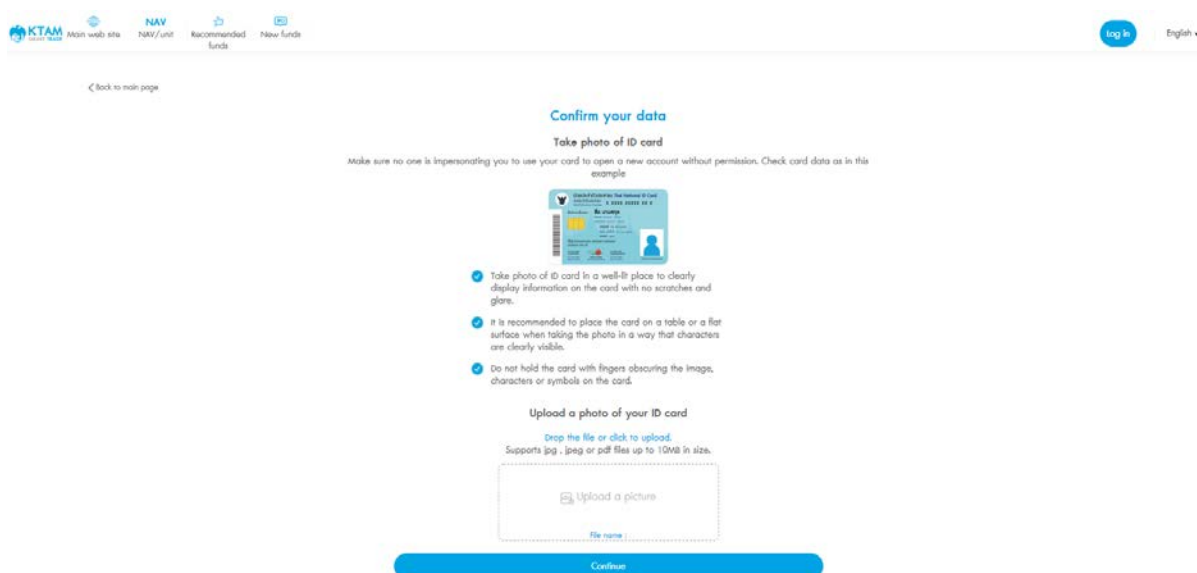
Get OTP

[Home page](#) | [Fund news](#) | [FAQ](#) | [Usage tips](#) | [Terms of usage](#) | [Search selling agents](#) | [Contact us](#)  
Copyright 2016, Krung Thai Asset Management Public Company Limited. All rights reserved.

KTAM Call Center 0-2686-6100 Press 9



## 7. Provide confirmation by taking a facial photo together with your ID card





## 8. Set Username and Password

KTAM Smart Trade

Main web site NAV NAV/UNIT Recommended funds New funds

log in English

Back to main page

### Set up login KTAM Smart Trade

Username \*

Username

Password \*

Password

Reconfirm password \*

Password

Warning:

- Username must be 6-20 characters in length, consisting only of English alphabet letters or numbers (a-z, 0-9). The first character must be an English alphabet letter.
- Password must be at least 8 characters long and contain at least one uppercase letter and one number.

Accept

Home page | Fund news | FAQ | Usage type | Terms of usage | Search selling agents | Contact us

Copyright 2016, Krung Thai Asset Management Public Company Limited. All rights reserved.

KTAM Call Center 0 2686-6100 Page 9

**Note** : Password must be at least 8 characters long and contain at least one uppercase letter and one number

## 9. Confirm changes to your mobile phone number and email.

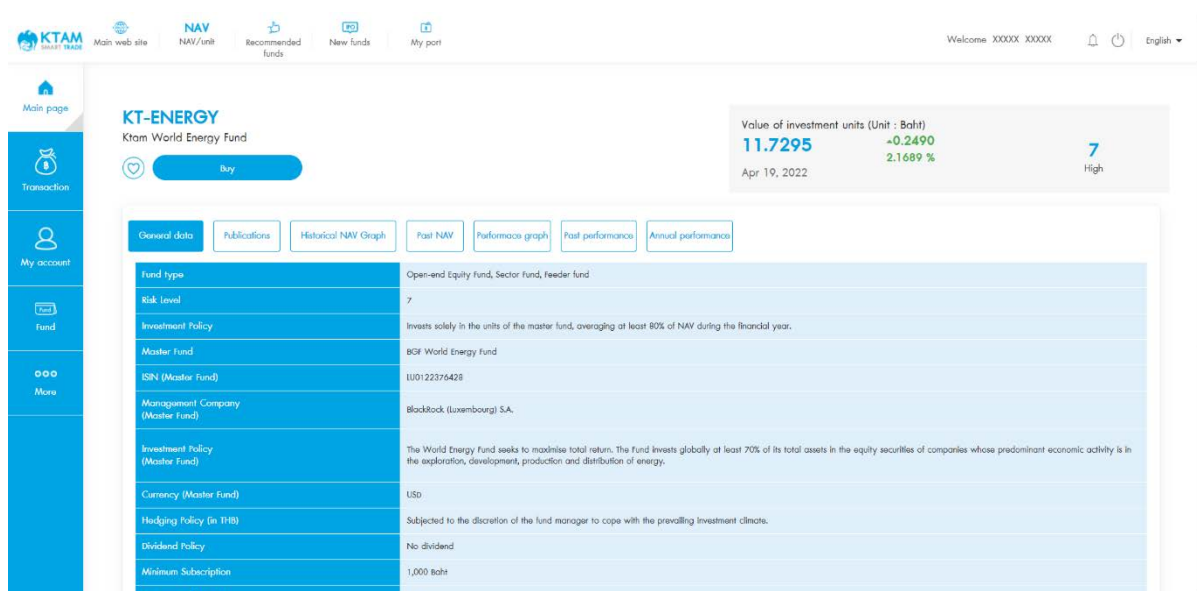
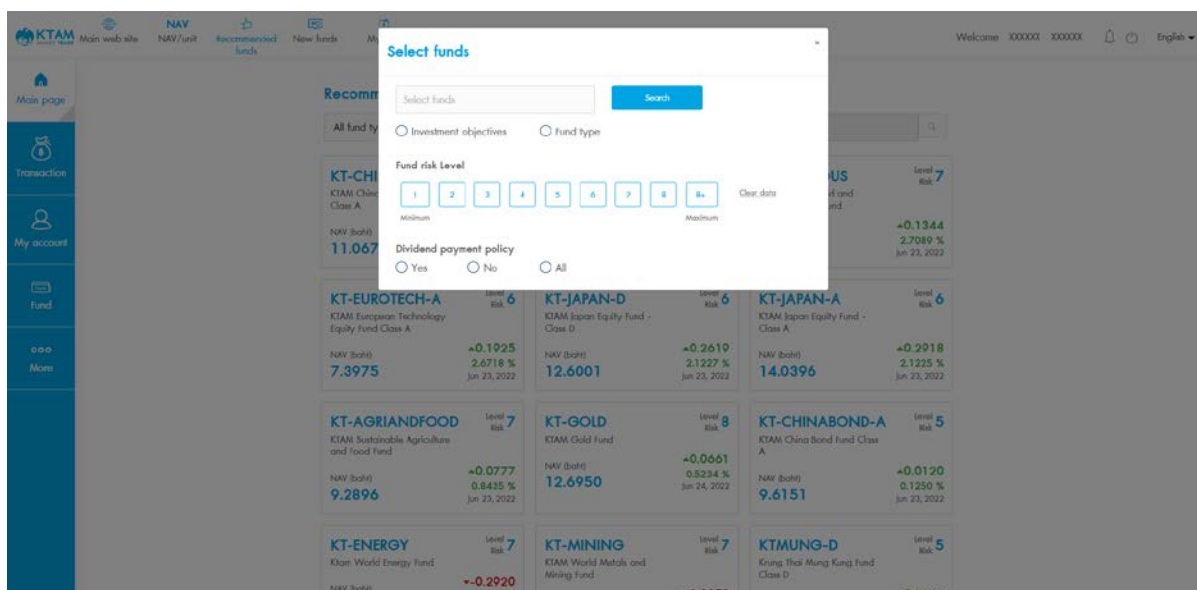
The top screenshot shows the 'Confirm data changes' page. It includes a header with the KTAM logo and navigation links. The main content area has a title 'Confirm data changes' and a subtitle 'Request to add/edit all unitholder account'. Below this, there is a form with three fields: '0157000000 - Krungthai bank', 'Phone number +66 0950000000', and 'Email address xxxxxx@gmail.com'. A blue 'Continue' button is at the bottom.

The bottom screenshot shows the 'Waiting for document verification' page. It has a title 'Waiting for document verification' and a message: 'The company has received your data successfully, please wait for approval confirmation via SMS and/or email address that you have registered.' Below the message is a blue 'Back to main page' button. At the bottom, there is a footer with links to Home page, Fund news, FAQ, Usage tips, Terms of usage, Search selling agents, and Contact us. It also includes copyright information and the KTAM Call Center number.

**Note :** KTAM will notify you the results to the designated e-mail within 1-3 business days after we have reviewed your supporting documents.

### 5.1. Fund Information

- Select fund by searching funds according to investment objective, type, risk level, or dividend payment policy. Select the one you are interested in to display more information about that fund such as fund's investment policy, fund fact sheet, historical NAV graph, historical performance charts, etc.



- Select funds by listing most popular funds, recommended funds, funds suitable for you, or IPO funds. Select the one you are interested in to display more information about that fund such as fund's investment policy, fund fact sheet, historical NAV graph, historical performance charts, etc.

KTAM Main web site NAV Recommended funds New funds My port

Welcome XXXXX XXXXX English

Main page Transaction My account Fund More

Fund Funds Suitable for You Recommended Funds Favorite Funds IPO IPO Funds Dividend Funds Fund Schedule Redemption Date Fund Switch Date Fund Holidays Calculate Redemption Settlement Date

Select All Search XXXXX XXXXX

Data as of Apr 21, 2025

My acceptable risk level

0.00 0.00 0.00 %

Low High

Date of latest assessment Apr 19, 2022 Date for the next assessment Apr 19, 2024

Take risk assessment test

Search willing agents | Contact us All rights reserved. KTAM Call Center 0-2686-6100 Press 9

KTAM Main web site NAV Recommended funds New funds My port

Welcome XXXXXX XXXXXX English

Main page Transaction My account Fund More

Recommended funds

All fund types Select funds

|  |   |  |
|--|---|--|
| <b>KT-CHINA-A</b><br>KTAM China Equity Fund - Class A<br>Level Risk 6<br>NAV (bahi) 11.0670<br>+0.5238<br>4.9681 %<br>Jun 23, 2022               | <b>KT-Ashares-A</b><br>KTAM China A Shares Equity Fund Class A<br>Level Risk 6<br>NAV (bahi) 10.3470<br>+0.3619<br>3.6244 %<br>Jun 23, 2022 | <b>KT-PRECIOUS</b><br>KTAM World Gold and Precious Equity Fund<br>Level Risk 7<br>NAV (bahi) 5.0958<br>+0.1344<br>2.7089 %<br>Jun 23, 2022 |
| <b>KT-EUROTECH-A</b><br>KTAM European Technology Equity Fund Class A<br>Level Risk 6<br>NAV (bahi) 7.3975<br>+0.1925<br>2.6718 %<br>Jun 23, 2022 | <b>KT-JAPAN-D</b><br>KTAM Japan Equity Fund - Class D<br>Level Risk 6<br>NAV (bahi) 12.6001<br>+0.2619<br>2.1227 %<br>Jun 23, 2022          | <b>KT-JAPAN-A</b><br>KTAM Japan Equity Fund - Class A<br>Level Risk 6<br>NAV (bahi) 14.0396<br>+0.2918<br>2.1225 %<br>Jun 23, 2022         |
| <b>KT-AGRIANDFOOD</b><br>KTAM Sustainable Agriculture Fund<br>Level Risk 7   | <b>KT-GOLD</b><br>KTAM Gold Fund<br>Level Risk 8  | <b>KT-CHINABOND-A</b><br>KTAM China Bond fund Class A<br>Level Risk 5  |

KTAM Main web site NAV Recommended funds New funds My port

Welcome XXXXXX XXXXXX English

Main page Transaction My account Fund More

Funds suitable for you

All fund types Select funds

|  |   |  |
|--|---|--|
| <b>KT-CHINA-A</b><br>KTAM China Equity Fund - Class A<br>Level Risk 6<br>NAV (bahi) 11.0670<br>+0.5238<br>4.9681 %<br>Jun 23, 2022               | <b>KT-Ashares-A</b><br>KTAM China A Shares Equity Fund Class A<br>Level Risk 6<br>NAV (bahi) 10.3470<br>+0.3619<br>3.6244 %<br>Jun 23, 2022 | <b>KT-PRECIOUS</b><br>KTAM World Gold and Precious Equity Fund<br>Level Risk 7<br>NAV (bahi) 5.0958<br>+0.1344<br>2.7089 %<br>Jun 23, 2022 |
| <b>KT-EUROTECH-A</b><br>KTAM European Technology Equity Fund Class A<br>Level Risk 6<br>NAV (bahi) 7.3975<br>+0.1925<br>2.6718 %<br>Jun 23, 2022 | <b>KT-JAPAN-D</b><br>KTAM Japan Equity Fund - Class D<br>Level Risk 6<br>NAV (bahi) 12.6001<br>+0.2619<br>2.1227 %<br>Jun 23, 2022          | <b>KT-JAPAN-A</b><br>KTAM Japan Equity Fund - Class A<br>Level Risk 6<br>NAV (bahi) 14.0396<br>+0.2918<br>2.1225 %<br>Jun 23, 2022         |
| <b>KT-AGRIANDFOOD</b><br>Level Risk 7  | <b>KT-CHINABOND-A</b><br>Level Risk 5   | <b>KT-ENERGY</b><br>Level Risk 7   |

- Obtain NAV data by select NAV (Net Asset Value) and set favorite funds so you can monitor them easily.

The screenshot shows the KTAM NAV/Unit page. The left sidebar contains navigation links: Main page, Transaction, My account, Fund, and More. The main content area features a search bar, a dropdown menu for 'Select All', and a 'Search' button. Below the search bar, there is a risk assessment section titled 'My acceptable risk level'. It displays a risk level of 0.00 (0.00%) and a risk level of 0.00 (0.00%). A color-coded bar indicates the risk level, ranging from Low (green) to High (red). The date of the latest assessment is Apr 19, 2022, and the date for the next assessment is Apr 19, 2024. A button labeled 'Take risk assessment test' is visible.

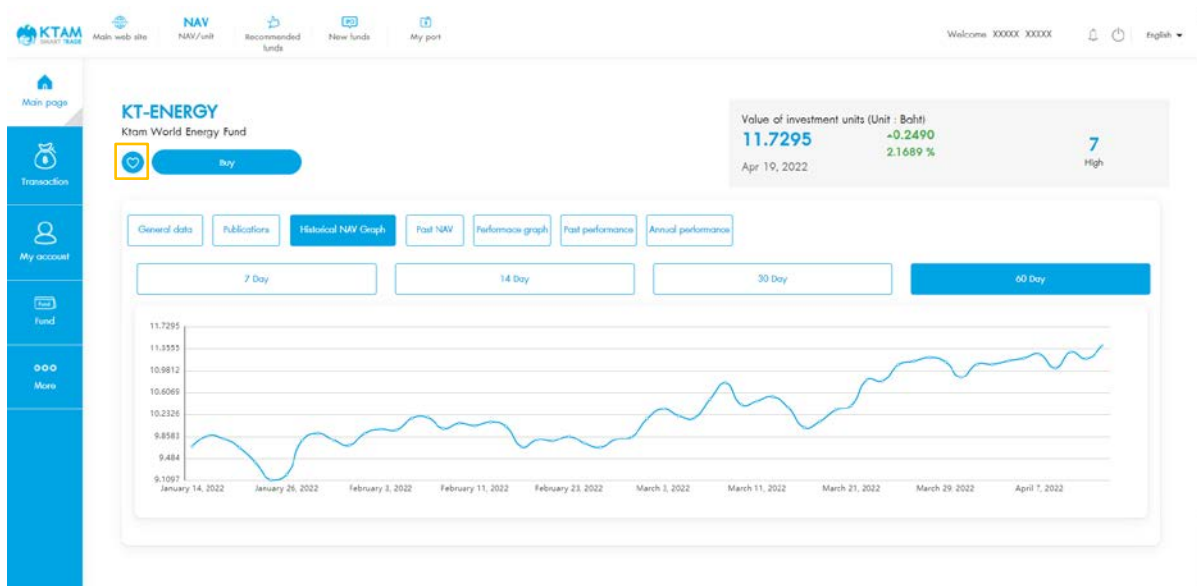
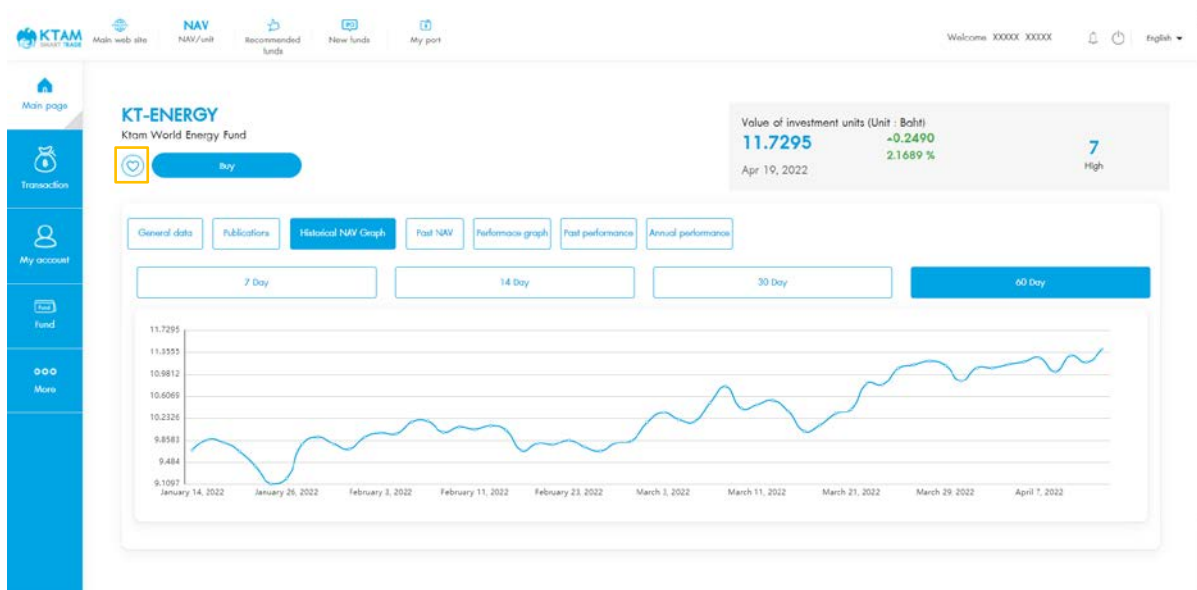
The screenshot shows the KTAM NAV/Unit page with a list of funds. The left sidebar contains navigation links: Main page, Transaction, My account, Fund, and More. The main content area displays a grid of fund cards, each showing the fund name, NAV (baht), and a risk level of 6. The funds listed are:

| Fund Name  | NAV (baht) | Risk Level |
|------------|------------|------------|
| KT-mai     | 13.1834    | 6          |
| KT-CLMVT-D | 9.0442     | 6          |
| KT-CLMVT-A | 13.3686    | 6          |
| KT-SET50-A | 10.9768    | 6          |
| KT-ESG-A   | 10.9457    | 6          |
| KTSF       | 9.4333     | 6          |
| KT-HiDiv   | 10.1902    | 6          |
| KTBTACG-A  | 10.3973    | 6          |
| KTEF       | 20.7616    | 6          |
| KTSE       |            | 6          |
| KTMSEQ     |            | 6          |
| KT-BRAIN-A |            | 6          |

Set favorite funds to monitor them easily by following these steps:

- Choose a fund to set as a favorite

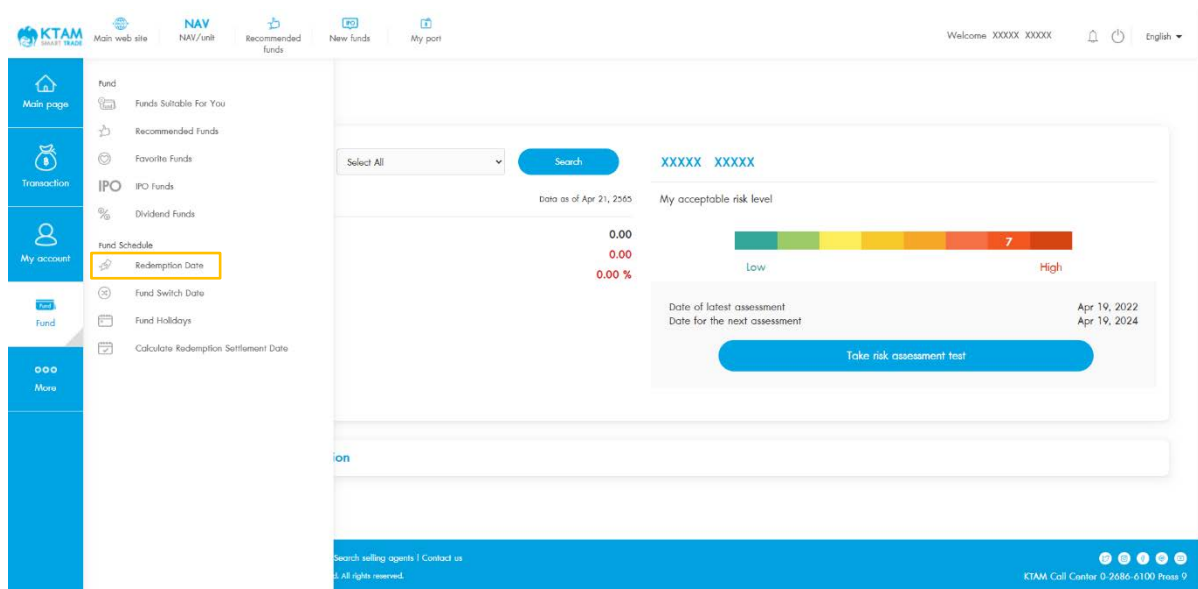
- Screen will display highlight details of that fund
- Click the heart icon on the top left- hand corner so that it turns blue
- You can check that this fund has been saved by Click the Favorite Funds menu



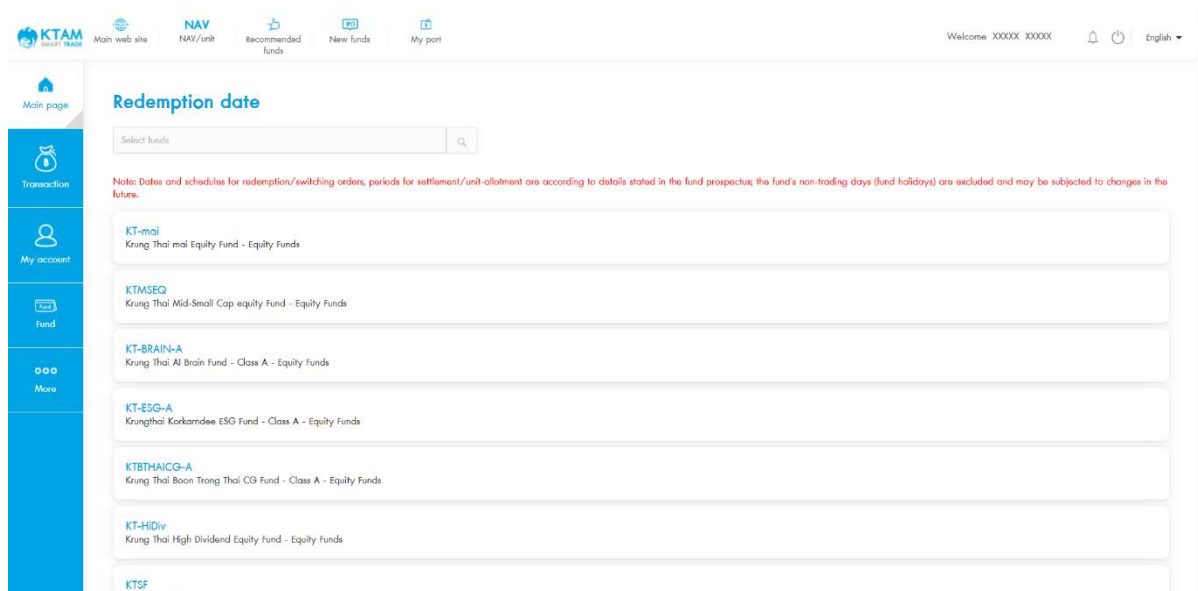
## 5.2. Fund schedule

5.2.1. Settlement period screen displays the settlement period to process payment for a redemption order.

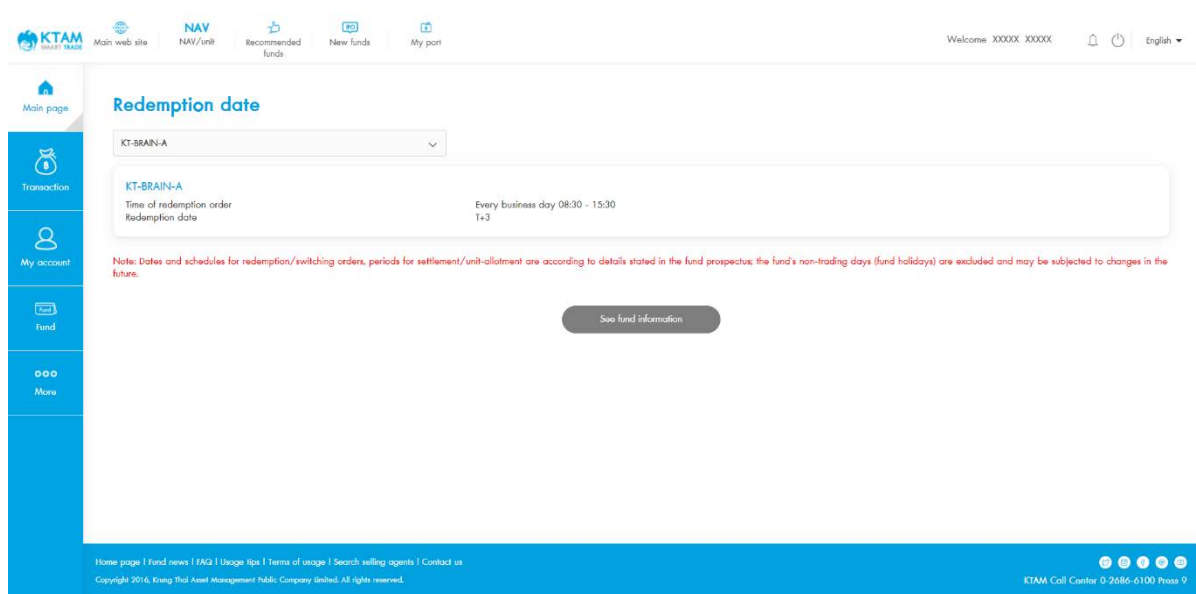
### 1. Select Menu Redemption date



### 2. Specify fund you are interested in. Then click Continue.



3. The screen will display the number of days needed to process payment for a redemption

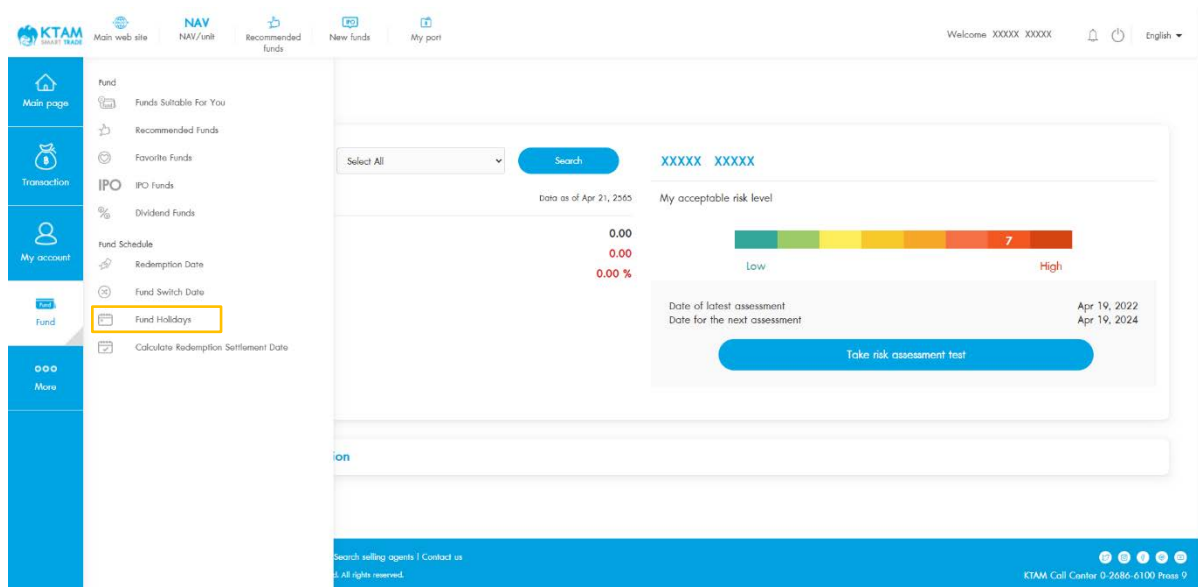


**Note** : Settlement period for a redemption / switch-out order shows number of days as prescribed in the fund prospectus, but does not yet include any holidays affecting that fund. Fund holidays may be subjected to changes.

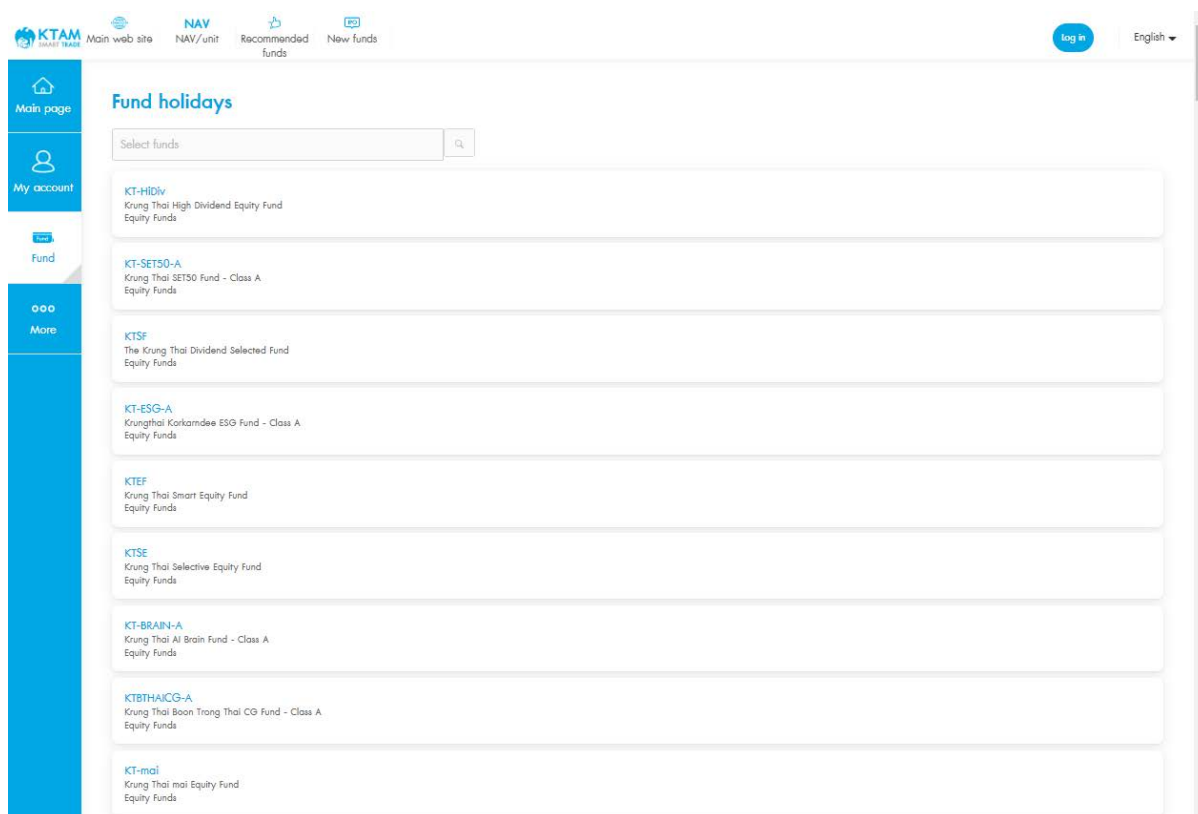


## 5.2.2. Fund holidays displays the fund holiday calendar

### 1. Select menu Fund holidays



### 2. Specify fund you are interested in. Then click Continue.



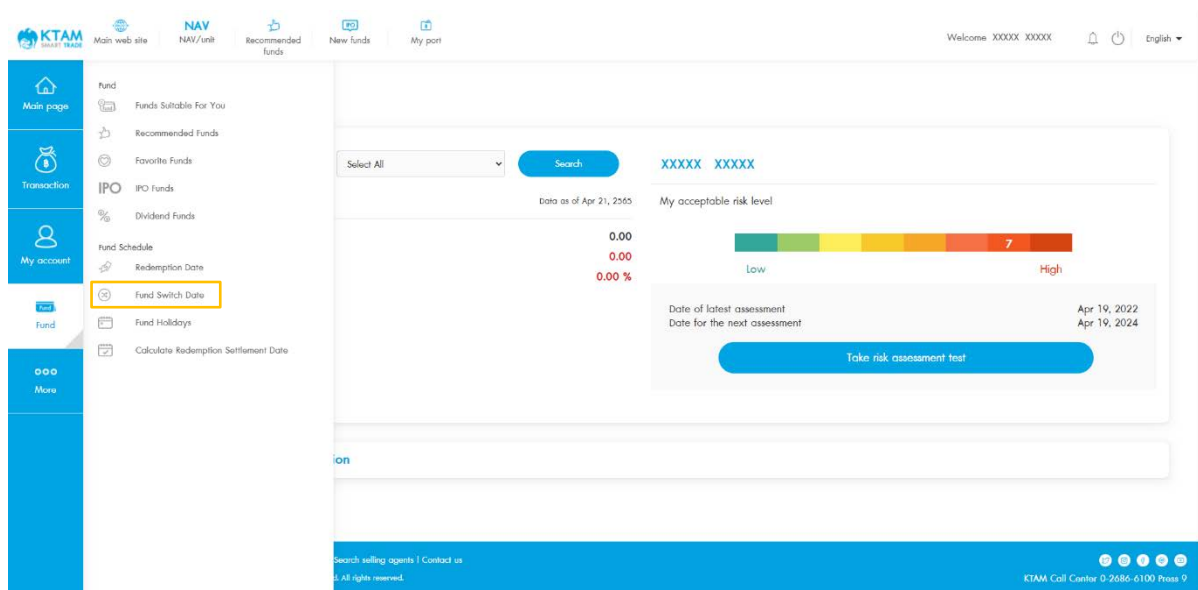
3. The screen will display the fund holiday for the month.

The screenshot shows the 'Fund holidays' page for the KTSS fund. The page features a blue sidebar on the left with navigation links: 'Main page', 'My account', 'Fund', and 'More'. The top header includes the KTAM logo, links to 'Main web site', 'NAV', 'Recommended funds', and 'New funds', a 'log in' button, and a language dropdown set to 'English'. The main content area is titled 'Fund holidays' and has a dropdown menu set to 'KTSS'. The holidays are listed by month:

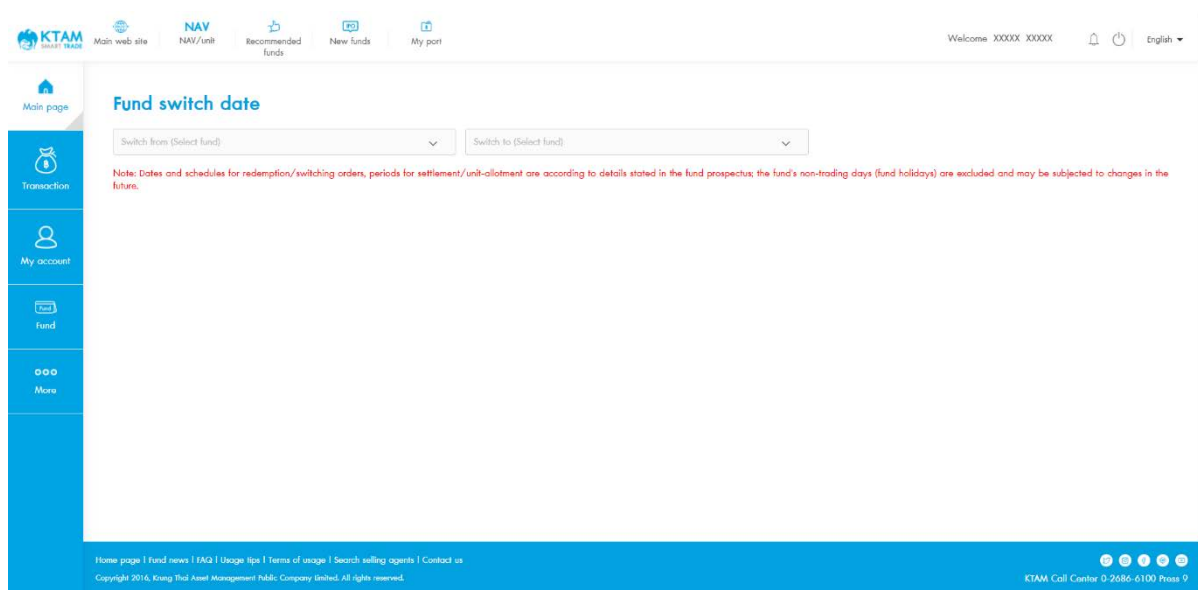
- January**
  - Jan 3, 2022: Substitution for New Year's Day
- February**
  - Feb 16, 2022: Makha Bucha Day
- April**
  - Apr 6, 2022: Chakri Memorial Day
  - Apr 13, 2022: Songkran Festival
  - Apr 14, 2022: Songkran Festival
  - Apr 15, 2022: Songkran Festival
- May**
  - May 2, 2022: Substitution for National Labour Day
  - May 4, 2022: Coronation Day
  - May 16, 2022: Substitution for Wisakha Bucha Day
- June**
  - Jun 3, 2022: H.M. Queen Suthida Bajrasudhabimalakshana's Birthday

### 5.2.3. Fund switch date displays details of switching dates

#### 1. Select menu Fund switch date



#### 2. Select the fund to switch-out and fund to switch-in. Then click Continue.



3. The screen will display timing details about switch.

KTAM  
Main web site NAV/unit Recommended funds New funds My port

Welcome XXXXX XXXXX English

Main page

### Fund switch date

KT-BRAIN-A KTBTTHAICG-A

Switch from  
KT-BRAIN-A - Krung Thai AI Brain Fund - Class A

Switch to  
KTBTTHAICG-A - Krung Thai Boon Trong Thai CG Fund - Class A

Pricing date of destination fund  
T

T= Effective date of transaction

Note: Dates and schedules for redemption/switching orders, periods for settlement/unit-allotment are according to details stated in the fund prospectus; the fund's non-trading days (fund holidays) are excluded and may be subjected to changes in the future.

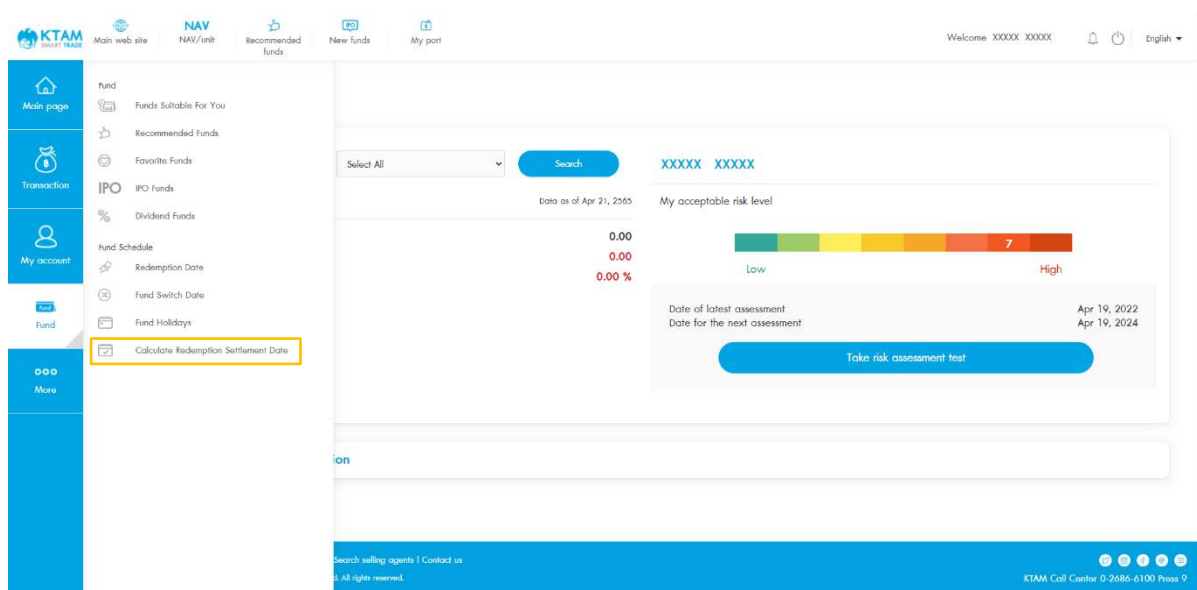
See fund information

Home page | Fund news | FAQ | Usage tips | Terms of usage | Search selling agents | Contact us  
Copyright 2018, Krung Thai Asset Management Public Company Limited. All rights reserved. KTAM Call Center 0-2686-6100 Page 9

**Note** : Settlement period for a redemption / switch-out order shows number of days as prescribed in the fund prospectus, but does not yet include any holidays affecting that fund. Fund holidays may be subjected to changes.

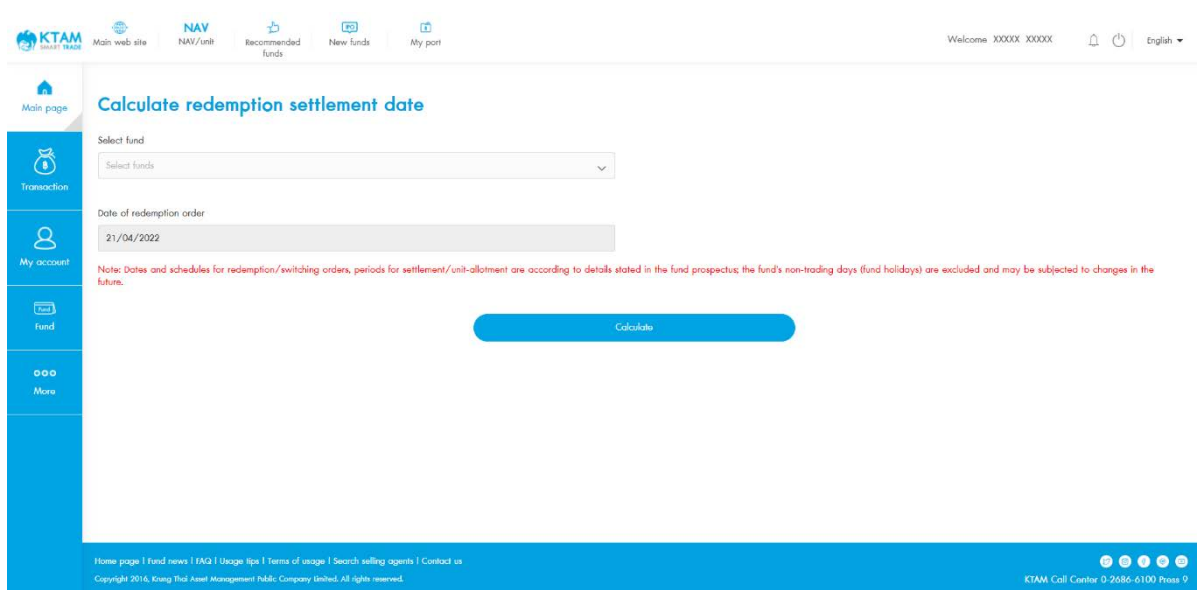
## 5.2.4. Calculate redemption settlement date easily by following these steps

1. Select menu Calculate redemption settlement date.



2. Select fund you are interested in.

3. Select the date you wish to place the redemption order. Then click Calculate.



4. The screen will display a calendar showing details about the settlement process and when payment will be received.

**Calculate redemption settlement date**

Select fund  
KTSTPLUS-A

Date of redemption order  
26/09/2022

Note: Dates and schedules for redemption/switching orders, periods for settlement/unit-claimant are according to details stated in the fund prospectus; the fund's non-trading days (fund holidays) are excluded and may be subjected to changes in the future.

**Calculate**

Home page | Fund news | FAQ | Usage tips | Terms of usage | Search selling agents | Contact us  
Copyright 2016, Krung Thai Asset Management Public Company Limited. All rights reserved. KTAM Call Center 0-2686-6100 Press 9

**Calculate redemption settlement date**

September 2022

| Sun | Mon | Tue | Wed | Thu | Fri | Sat |
|-----|-----|-----|-----|-----|-----|-----|
| 28  | 29  | 30  | 31  | 1   | 2   | 3   |
| 4   | 5   | 6   | 7   | 8   | 9   | 10  |
| 11  | 12  | 13  | 14  | 15  | 16  | 17  |
| 18  | 19  | 20  | 21  | 22  | 23  | 24  |
| 25  | 26  | 27  | 28  | 29  | 30  | 1   |
| 2   | 3   | 4   | 5   | 6   | 7   | 8   |

■ Date of redemption order  
■ Settlement date

**Book**

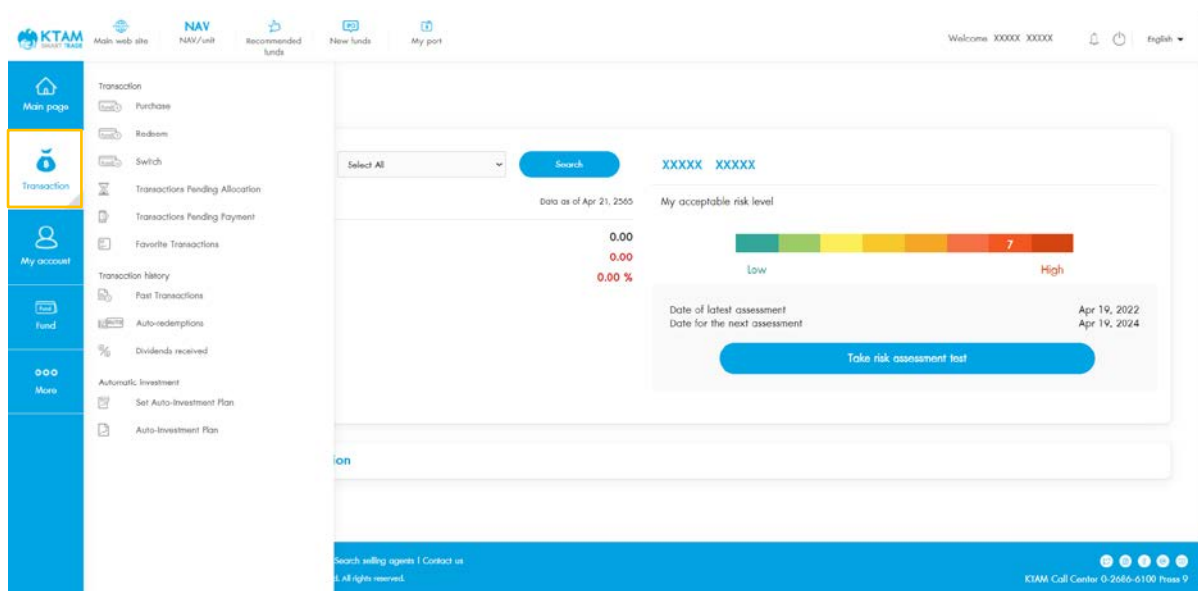
Home page | Fund news | FAQ | Usage tips | Terms of usage | Search selling agents | Contact us  
Copyright 2016, Krung Thai Asset Management Public Company Limited. All rights reserved. KTAM Call Center 0-2686-6100 Press 9

**Note** : Settlement period for a redemption / switch-out order shows number of days as prescribed in the fund prospectus, but does not yet include any holidays affecting that fund. Fund holidays may be subjected to changes.

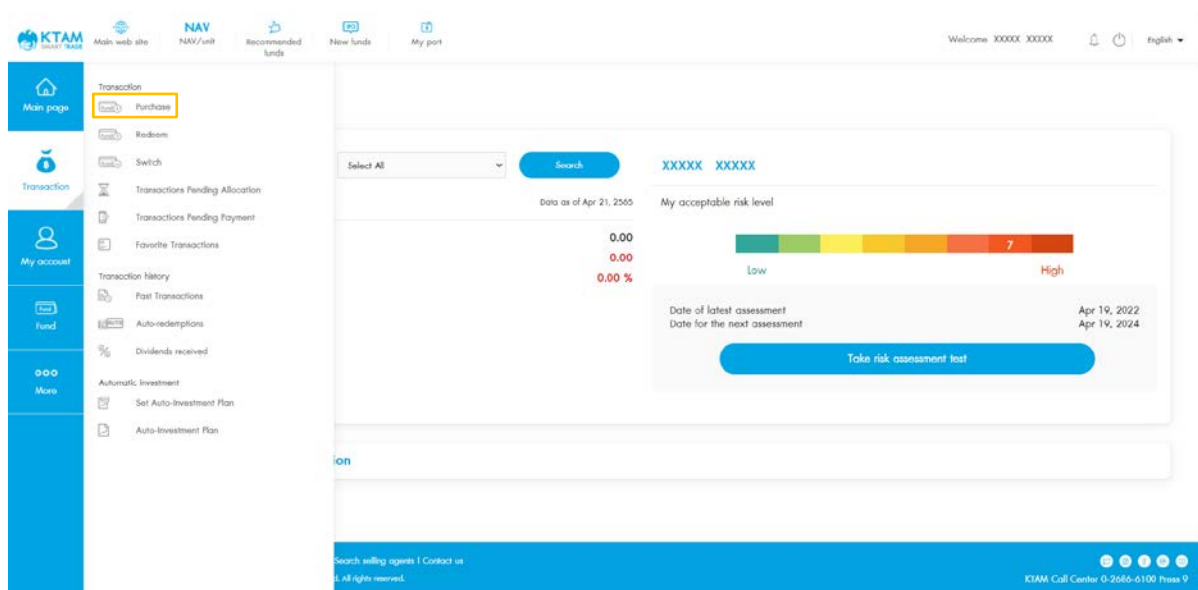
## 6. Transactions

### 6.1. Purchase

#### 1. Select menu for Transactions



#### 2. Select Purchase



The screenshot shows the 'Create purchase transaction' page on the KTAM website. The page has a blue sidebar on the left with links for 'Main page', 'Transaction', 'My account', 'Fund', and 'More'. The top navigation bar includes links for 'Main web site', 'NAV', 'Recommended funds', 'New funds', and 'My port', along with a user greeting 'Welcome XXXXX XXXXX' and a language dropdown set to 'English'.

The main content area is titled 'Create purchase transaction' and features a progress bar with three steps: 'Create purchase transaction', 'Confirm the transaction', and 'Finish'. The form fields are as follows:

- Unitholder number:** A dropdown menu labeled 'Select unitholder number' (callout 3).
- Select fund:** A dropdown menu labeled 'Select fund' (callout 4). Below it are buttons for 'All', 'Recommend', 'PO', 'Previously invested', and 'Never previously invested'. A checkbox labeled 'Please read and acknowledge fund information' is present, with a 'fund information' button (callout 5).
- Purchase amount (Baht):** A text input field labeled 'Specify value amount' (callout 6) with a note 'Please specify value amount' below it.
- Transaction type:** Radio buttons for 'Purchase now' (callout 7) and 'Advance order to purchase'. A red note 'fund holiday' is visible next to the 'Purchase now' option.
- Note:** A text area containing the date '21/04/2022' (callout 8) and a disclaimer: 'If transaction as selected cannot be processed due to a public holiday, the company will process the transaction on the following day.'
- Buy button:** A large grey button labeled 'Buy' (callout 9) at the bottom of the form.

3. Select Unitholder Number

4. Select fund desired

5. Click Fund Information to review and acknowledge details about the fund

6. Specify value amount of the purchase

7. Select type of purchase

8. Select payment method

- Bank debit
- KTC credit card (only for RMF/SSF)
- Redeem KTC FOREVER points instead of using cash
- Online Banking

9. Accept these terms and conditions. Then click Purchase.



10. Review details of your order to purchase. Then click Confirm.

**Confirm purchase of funds**

|                                  |                    |
|----------------------------------|--------------------|
| Date transaction order submitted | Jun 6, 2565        |
| Unit holder number               | 0086000000X        |
| Unit holder name                 | XXXXXXXX           |
| Fund code                        | KTSV               |
| Fund name                        | KRUNG THAI SV FUND |
| Effective date of transaction    | Jun 6, 2022        |
| Amount                           | 100.00 Baht        |
| Payment method                   | Krung Thai Bank    |

Memo

Warning  
If transaction as selected cannot be processed due to a public holiday, the company will process the transaction on the following day.

11. Verify by entering the 6-digit Pin Code

**Confirm Pin Code**  
Please enter your Pin Code

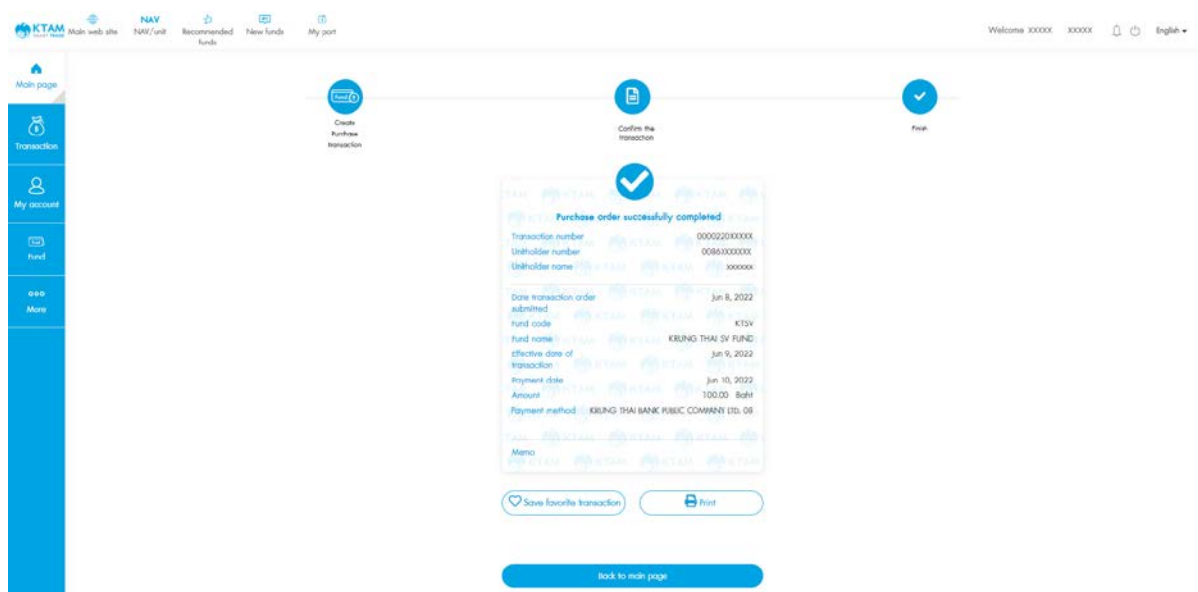
1 [ ] [ ] [ ] [ ] [ ] [ ]

[Forgot Pin Code](#)

**Accept**

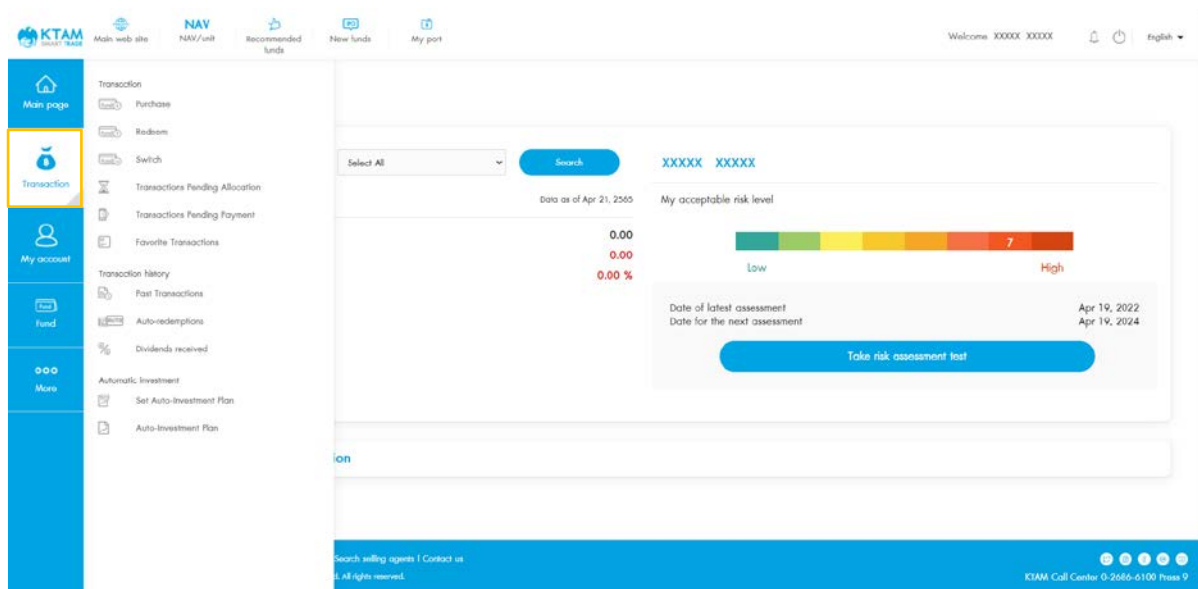
Back Accept

12. When the transaction is successfully placed, the system will provide a slip image. We will also send a notification to the e-mail you have previously registered with KTAM.

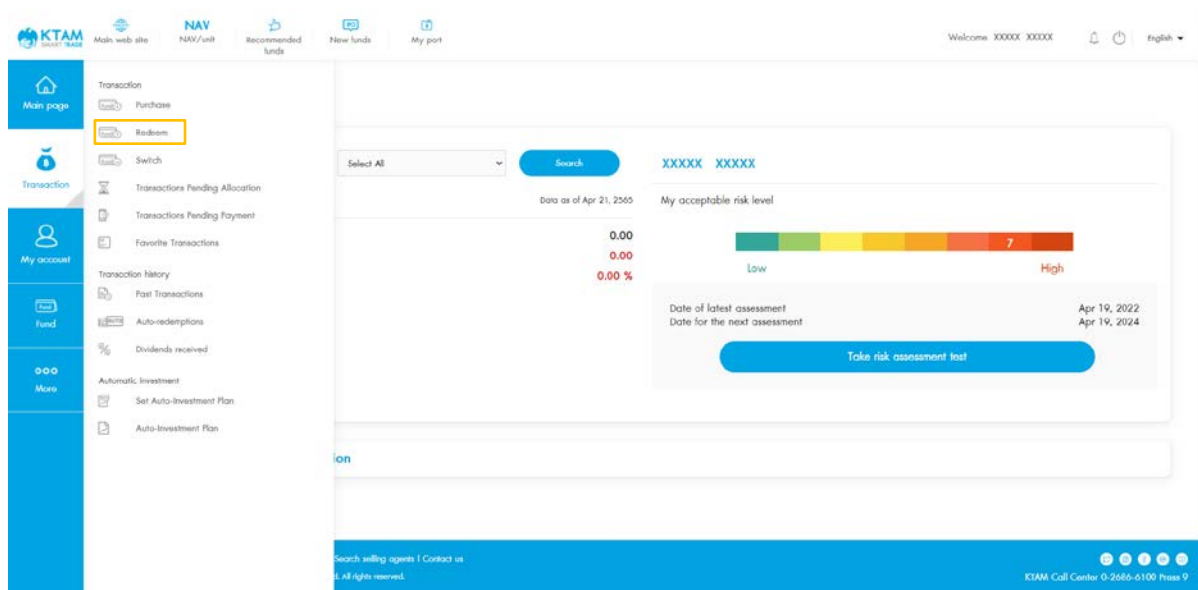


## 6.2. Redeem

### 1. Select menu for Transactions



### 2. Select Redeem



KTAM  
KOREA TRADING AND MERCHANTS

Main web site NAV/unit Recommended funds View funds My port

Welcome XXXXX XXXXX

English

Main page

Transaction

My account

Fund

More

Redeem

Confirm the transaction

Redeem

Unitholder number

Select fund

Amount to sell

Credit bank account

Transaction type

Note

Unitholder number

Select fund

Amount to sell

Credit bank account

Transaction type

Note

Redeem

3

4

5

6

7

8

3. Select Unitholder Number

4. Select fund desired

5. Click Fund Information to learn more about the fund

6. Select receiving bank

7. Select transaction type

8. Accept these terms and conditions. Then click Redeem

9. Review details of your order to redeem. Then click Confirm.

The screenshot shows the 'Confirm redemption' page on the KTAM website. The page layout includes a top navigation bar with links like 'Main web site', 'NAV Fund Unit', 'Recommended funds', 'New funds', and 'My port'. A left sidebar contains 'Main page', 'Transaction', 'My account', 'Fund', and 'More'. The main content area shows a progress bar with three steps: 'Redeem', 'Confirm the transaction', and 'Finish'. The 'Confirm redemption' section displays the following details:

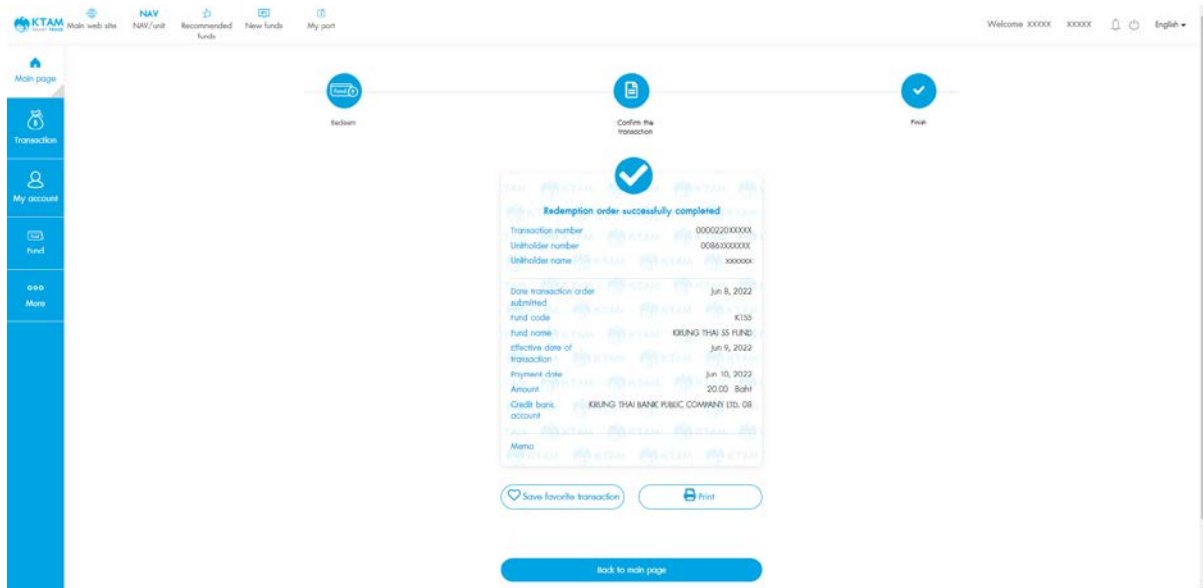
|                                  |  |
|----------------------------------|--|
| Date transaction order submitted | Jun 8, 2022                            |
| Unitholder number                | 0080XXXXXX                             |
| Unitholder name                  | XXXXXX                                 |
| Fund code                        | KTS5                                   |
| Fund name                        | KIUNG THAI SS FUND                     |
| Effective date of transaction    | Jun 9, 2022                            |
| Amount                           | 20.00 baht                             |
| Credit bank account              | KIUNG THAI BANK PUBLIC COMPANY LTD. 08 |

Below the details is a 'Memo' field and a 'Warning' message: 'Warning: If transaction as selected cannot be processed due to a public holiday, the company will process the transaction on the following day.' At the bottom are 'Back' and 'Accept' buttons.

10. Verify by entering the 6-digit Pin Code.

The screenshot shows the same 'Confirm redemption' page as above, but with a 'Confirm Pin Code' modal dialog box overlaid. The dialog box contains the text 'Confirm Pin Code' and 'Please enter your Pin Code', followed by six input fields for the pin code. Below the input fields are links for 'Forgot Pin Code' and an 'Accept' button. The background page is dimmed.

11. When the transaction is successfully placed, the system will provide a slip image. We will also send a notification to the e-mail you have previously registered with KTAM.



## 6.3. Switch

### 1. Select menu for Transactions

The screenshot shows the KTAM website interface. The left sidebar is blue with white text and icons. The 'Transaction' menu item, represented by a blue icon with a white dollar sign, is highlighted with a yellow border. The main content area is white and displays a search bar, a risk assessment chart, and a table of transactions. The risk assessment chart shows a scale from Low to High, with a red bar indicating a high risk level. The table of transactions shows columns for Date, Amount, and Status, with data for April 21, 2025.

### 2. Select Switch

The screenshot shows the KTAM website interface. The left sidebar is blue with white text and icons. The 'Switch' menu item, represented by a blue icon with a white dollar sign, is highlighted with a yellow border. The main content area is white and displays a search bar, a risk assessment chart, and a table of transactions. The risk assessment chart shows a scale from Low to High, with a red bar indicating a high risk level. The table of transactions shows columns for Date, Amount, and Status, with data for April 21, 2025.

The screenshot shows the 'Switch funds' page in the KTAM investor portal. The page has a top navigation bar with links like 'Main page', 'Transaction', 'My account', 'Fund', and 'More'. A progress bar at the top indicates the steps: 'Switch' (active), 'Confirm the transaction', and 'Finish'. The main form area is titled 'Switch funds' and contains the following fields and options:

- Unitholder number:** A dropdown menu labeled 'Unitholder number' (callout 3).
- Switch from (Select fund):** A dropdown menu labeled 'Select fund' (callout 4).
- Switch to (Select fund):** A dropdown menu labeled 'Select fund' (callout 5). Below it is a link 'Fund information' (callout 6).
- Number of units to switch:** Radio buttons for 'Bought' (selected), 'Units', and 'All' (callout 7). Below these is a 'Specify value' input field (callout 8).
- Transaction type:** Radio buttons for 'Switch now' (selected), 'Advance order to switch', and 'Fund holidays' (callout 9). Below these is a date field showing '21/04/2022'.
- Note:** A text block stating: 'If transaction as selected cannot be processed due to a public holiday, the company will process the transaction on the following day.'
- Switch button:** A large grey button labeled 'Switch' at the bottom (callout 9).

3. Select Unitholder Number

4. Select fund to switch-out

5. Select fund to switch-in

6. Click Fund Information to learn more about the fund

7. Specify value amount or number of units to switch.

8. Select transaction type

9. Accept these terms and conditions. Then click Switch



10. Review details of your order to switch. Then click Confirm.

**Confirm fund switch**

|                                  |  |
|----------------------------------|--|
| Date transaction order submitted | Jun 8, 2022  |
| Unitholder number                | 0080XXXXXX   |
| Unitholder name                  | XXXXXX   |
| Switch from                      |  |
| Fund code                        | KTS5   |
| Fund name                        | KIRING THAI SS FUND                                    |
| Transaction type                 | Switch now   |
| Effective date of transaction    | Jun 9, 2022  |
| Amount                           | 20.00 baht   |
| Switch to                        |  |
| Fund code                        | KTS10US-A  |
| Fund name                        | Kuang Thai Short Term Fixed Income Plus Fund - Class A |

Memo:

Warning:  
If transaction as selected cannot be processed due to a public holiday, the company will process the transaction on the following day.

[Back](#) [Accept](#)

Home page | Fund news | FAQ | Usage tips | Terms of usage | Search selling agents | Contact us  
Copyright 2016, Kuang Thai Asset Management Public Company Limited. All rights reserved. KTAM Call Center 0-2646-6100 Press 9

11. Verify by entering the 6-digit Pin Code.

**Confirm Pin Code**  
Please enter your Pin Code

1

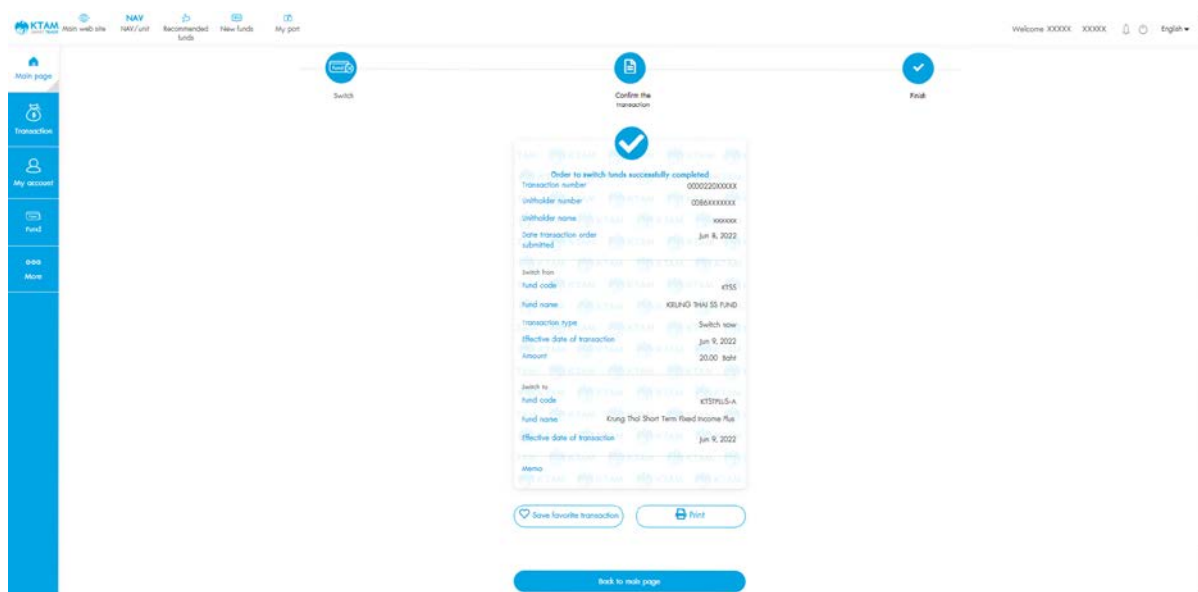
[Forgot Pin Code](#)

[Accept](#)

[Back](#) [Accept](#)

Home page | Fund news | FAQ | Usage tips | Terms of usage | Search selling agents | Contact us  
Copyright 2016, Kuang Thai Asset Management Public Company Limited. All rights reserved. KTAM Call Center 0-2646-6100 Press 9

12. When the transaction is successfully placed, the system will provide a slip image. We will also send a notification to the e-mail you have previously registered with KTAM.




## 6.4. Transactions pending allocation

After you have placed your order successfully, you may review the status of your purchase, redemption, or switching order that is awaiting allocation by selecting Transactions Pending Allocation. You may view details of each individual transaction.

The screenshot displays the KTAM website interface. The top navigation bar includes links for 'Main web site', 'NAV / unit', 'Recommended funds', 'New funds', and 'My port'. The left sidebar contains 'Main page', 'Transaction', 'My account', 'Fund', and 'More'. The 'Transaction' menu is expanded, showing 'Transactions Pending Allocation' highlighted. The main content area shows a search bar, a risk level assessment (Low to High), and a table of pending transactions. The table has columns: Fund code, Amount, chance, Date of order, Effective date of transaction, and Details. One transaction is listed with Fund code KTPLUS, Amount 10.00 Baht, chance Krung Thai Bank, Date of order Jun 29, 2022 9:27 AM, and Effective date of transaction Jun 29, 2022.

| Fund code | Amount     | chance          | Date of order        | Effective date of transaction | Details                 |
|-----------|------------|-----------------|----------------------|-------------------------------|-------------------------|
| KTPLUS    | 10.00 Baht | Krung Thai Bank | Jun 29, 2022 9:27 AM | Jun 29, 2022                  | <a href="#">Details</a> |

Main web site

NAV

Recommended funds

New funds

My port

Welcome XXXXX XXXXX

English

Main page

Transaction

My account

Fund

More

Transactions pending allocation

|                               |                               |
|-------------------------------|-------------------------------|
| Transaction number            | 00002200000X                  |
| Unit holder number            | 0085XXXXXXX                   |
| Date of order                 | Jun 29, 2022                  |
| Transaction type              | Purchase                      |
| Fund code                     | KTPHUS                        |
| Fund name                     | Krung Thai Thanosup Plus Fund |
| Effective date of transaction | Jun 29, 2022                  |
| Amount                        | 10.00 Baht                    |
| Payment method                | Krung Thai Bank               |

Cancel

Back

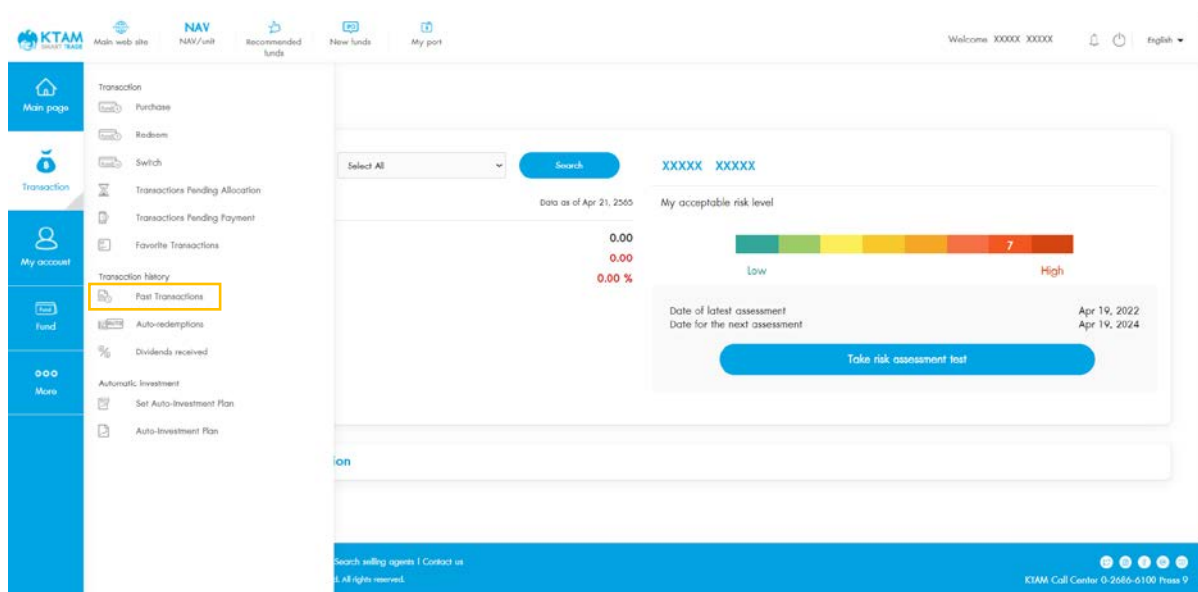
Home page | Fund news | FAQ | Usage tips | Terms of usage | Search selling agents | Contact us

Copyright 2016, Krung Thai Asset Management Public Company Limited. All rights reserved.

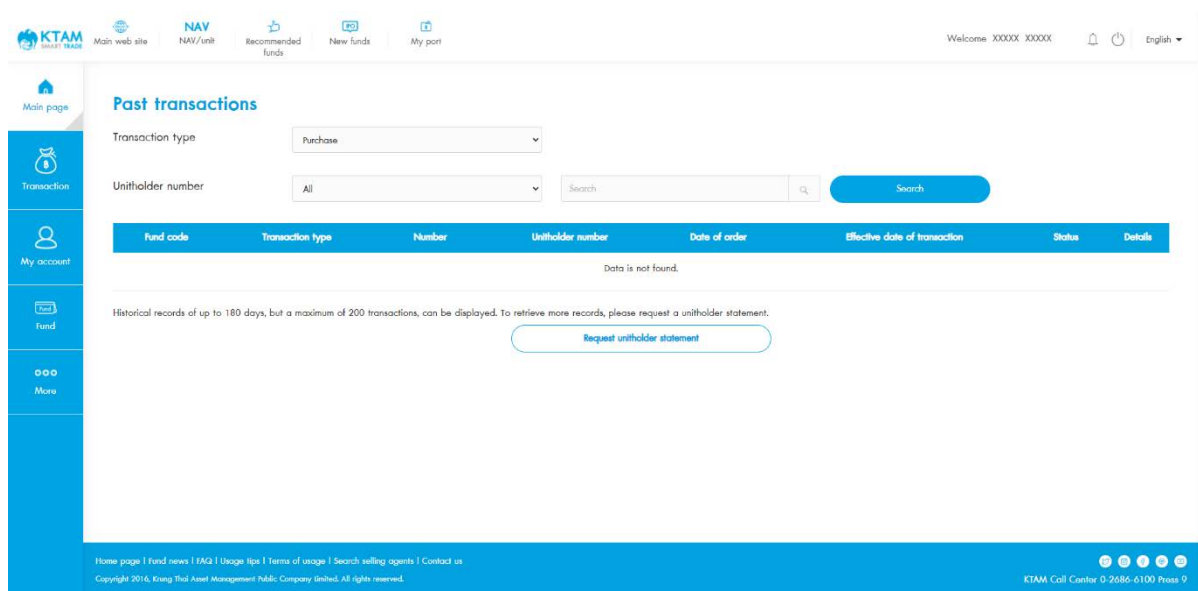
KTAM Call Center 0-2686-6100 Press 9

## 6.5. Past transactions

1. Display a list of past purchase, redemption, or switching transactions by selecting Past Transactions



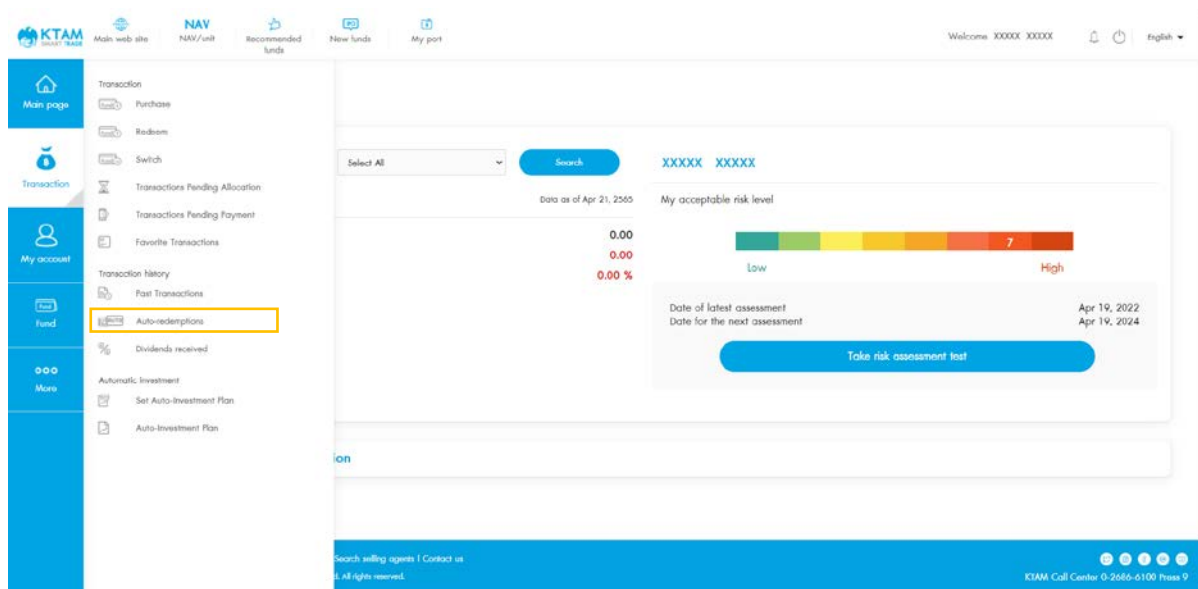
2. You can only view past transactions belonging to this unitholder number (for cases where you have more than 1 unitholder number)
3. To see past transactions, select the fund type, transaction type, and period to display.



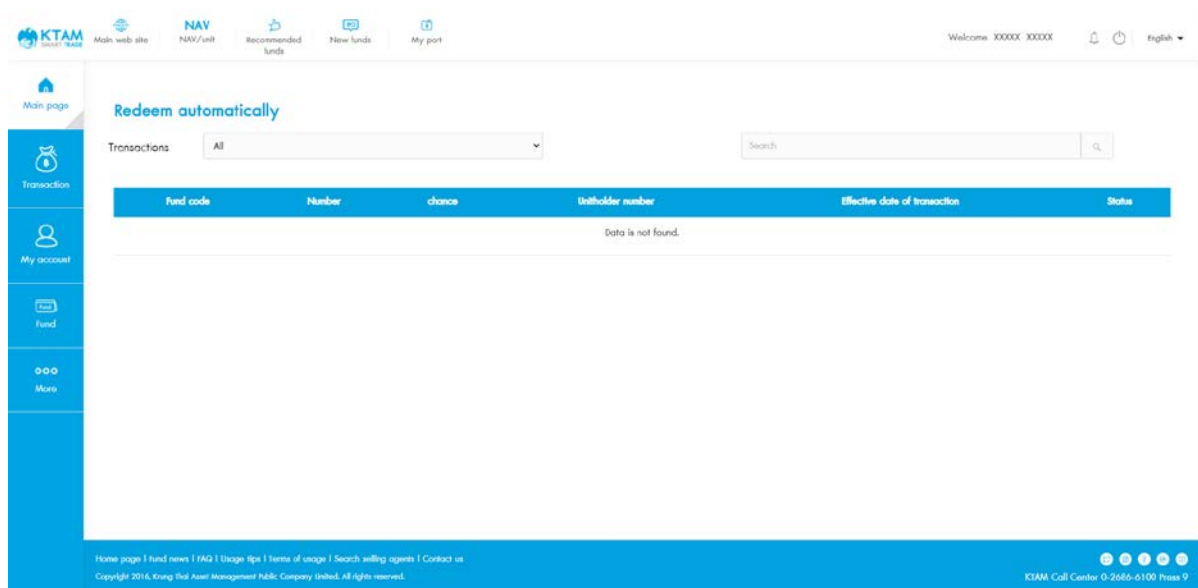
**Note :** You can only view transactions that have occurred over the past 180 days and up to no more than 200 transactions. For more data, please request to obtain a Statement

## 6.6. Auto-redemptions

1. Display of list of auto-redemption payments received by selecting Menu Auto Redemption



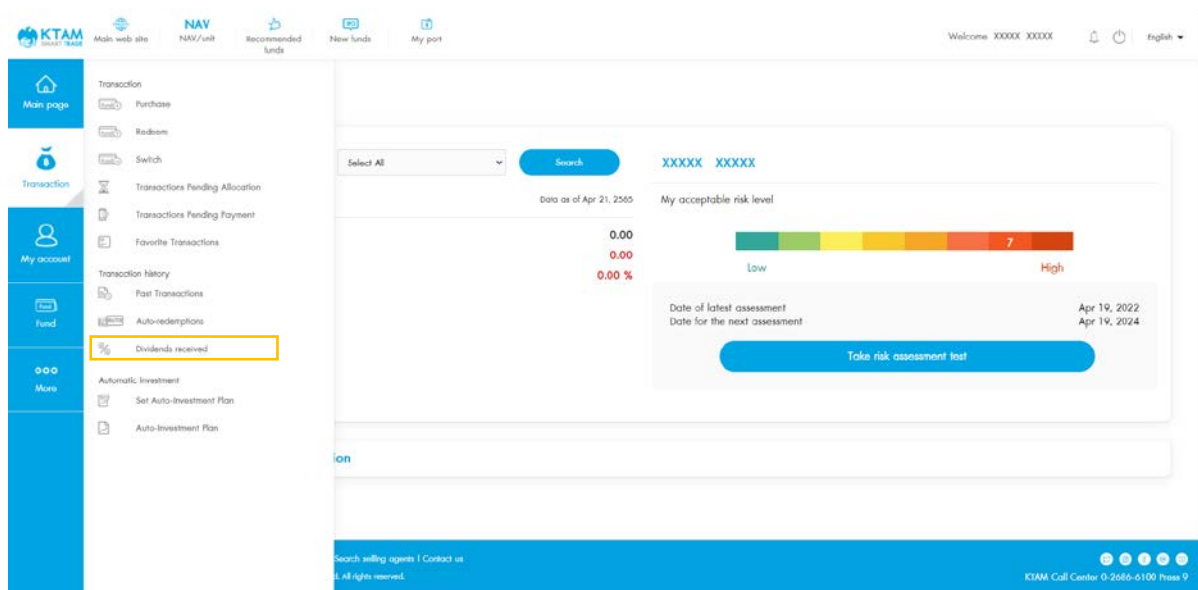
2. You can only view past transactions belonging to this unitholder number (for cases where you have more than 1 unitholder number)



The system only displays transactions if the unitholder has Auto-Redemption transactions.

## 6.7. Dividends received

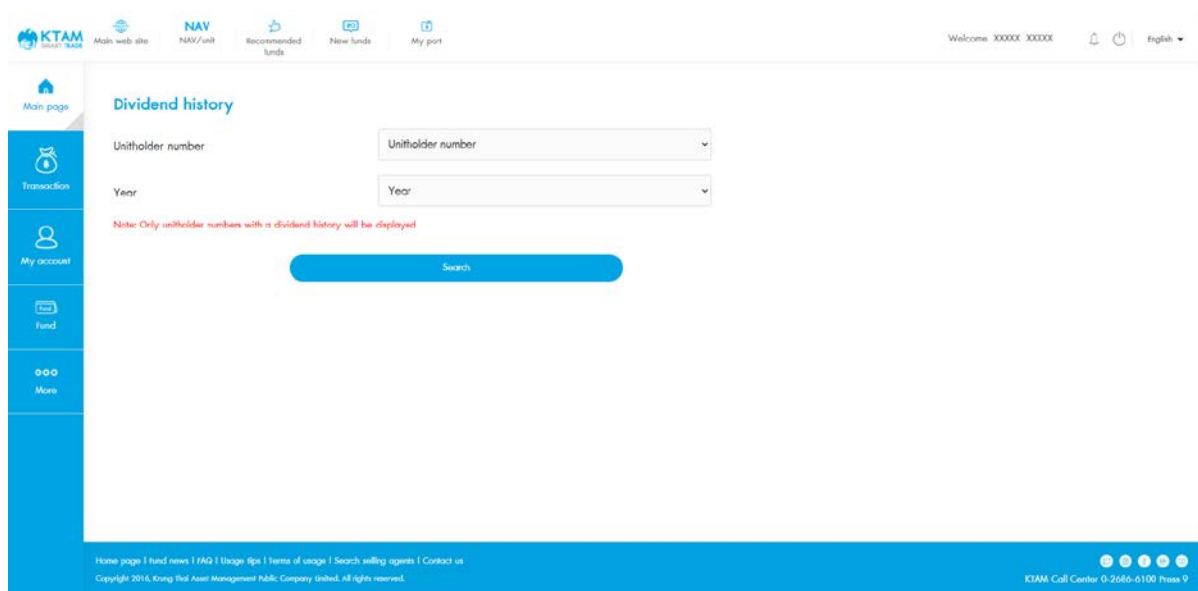
### 1. Select Dividends Received



2. Specify unitholder number (you can only view past transactions belonging to this unitholder number (for cases where you have more than 1 unitholder number)

3. Select year. Then click Search.

4. The screen will list past dividends you have received.



The system only displays information if the unitholder has received dividends before.

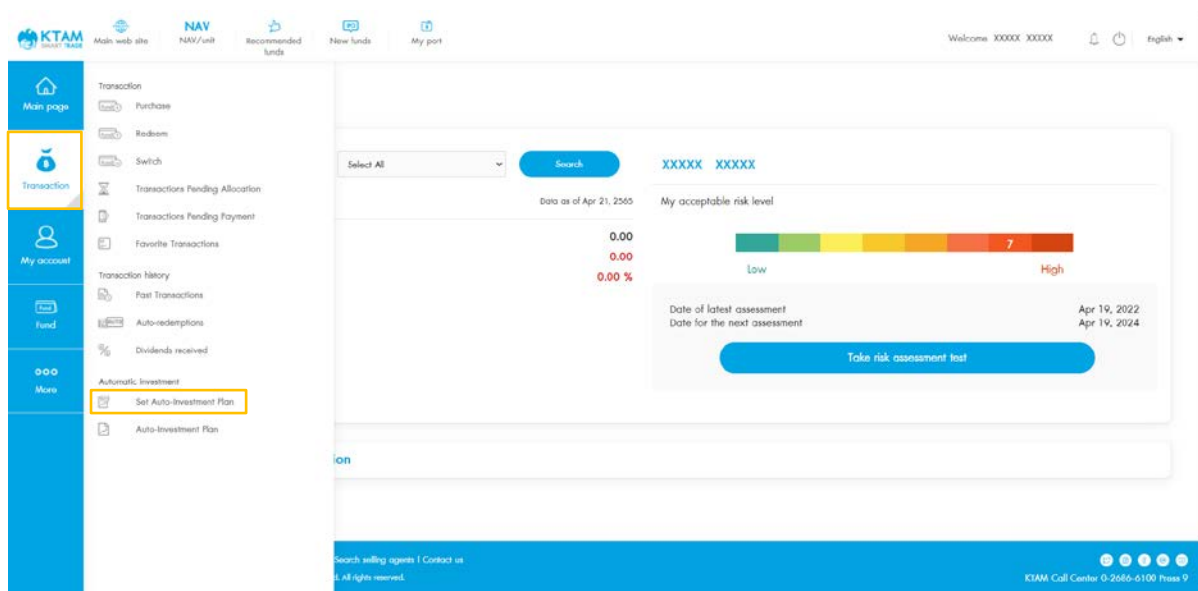
## 7. Auto Investment Plan

### 7.1. Set Auto Investment Plan

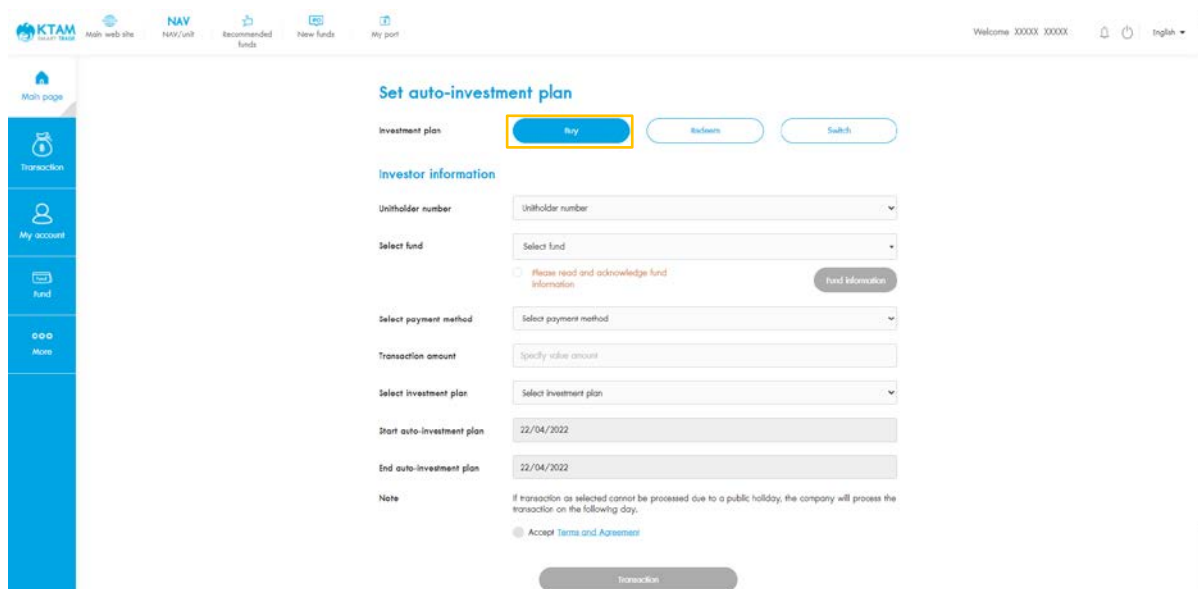
#### 7.1.1. Set up your fund purchase plan

1. Select menu for Transactions

2. Select Set Auto Investment Plan



3. Select purchase





The screenshot shows the 'Set auto-investment plan' page on the KTAM website. The page has a blue sidebar on the left with icons for 'Main page', 'Transaction', 'My account', 'Fund', and 'More'. The top navigation bar includes links for 'Main web site', 'NAV', 'Recommended funds', 'New funds', and 'My port'. The main content area is titled 'Set auto-investment plan' and features three tabs: 'Buy', 'Redeem', and 'Switch'. Below the tabs, the 'Investor information' section contains several fields and buttons, each highlighted with a yellow box and a numbered callout:

- 4**: Unitholder number dropdown menu.
- 5**: Select fund dropdown menu.
- 6**: 'Fund information' button, located next to a checkbox labeled 'Please read and acknowledge fund information'.
- 7**: Select payment method dropdown menu.
- 8**: Transaction amount input field with the placeholder text 'Specify value amount'.
- 9**: Select investment plan dropdown menu.
- 10**: Start auto-investment plan date field, showing '22/04/2022'.
- 10**: End auto-investment plan date field, showing '22/04/2022'.
- 11**: A box containing a radio button next to 'Accept Terms and Agreement' and a 'Transaction' button.

Below the date fields, a note states: 'If transaction as selected cannot be processed due to a public holiday, the company will process the transaction on the following day.'

4. Specify Unitholder Number

5. Specify Fund Name

6. Click Fund Information to learn more about the fund

7. Select payment method

- Auto Investment Plan may be configured to debit your bank account
- Auto Investment Plan configured to be paid through your KTC credit card is only available for RMF/SSF funds

8. Specify value amount

9. Select Investment Plan

- Weekly | Monthly | Yearly

10. Set beginning and ending of period

11. Accept terms and conditions and confirm set

12. Review set up details. Then click confirm.

**Confirm auto-investment plan**

Date of order: Jun 10, 2022  
Unitholder number: 0086XXXXXXX

Fund code: KTRPLS  
Fund name: Krung Thai Thanaup Plus Fund  
Transaction type: Purchase fund automatically  
Investment plan: Monthly - Every 1  
Auto Investment Period: Jun 11, 2022 - Jul 1, 2022  
Amount: 10.00 Baht  
Payment method: KRUNG THAI BANK PUBLIC COMPANY

Memo:

Note:  
If transaction as selected cannot be processed due to a public holiday, the company will process the transaction on the following day.

[Accept](#)

Home page | Fund news | FAQ | Usage tips | Terms of usage | Search selling agents | Contact us  
Copyright 2016, Krung Thai Asset Management Public Company Limited. All rights reserved.  
KTAM Call Center 0-2686-6100 Press 9

13. Verify by entering your 6-digit Pin Code

**Confirm Pin Code**  
Please enter your Pin Code

1 [ ] [ ] [ ] [ ] [ ] [ ]

[Forgot Pin Code](#)

[Accept](#)

**Confirm auto-investment plan**

Date of order: Jun 10, 2022  
Unitholder number: 0086XXXXXXX

Fund code: KTRPLS  
Fund name: Krung Thai Thanaup Plus Fund  
Transaction type: Purchase fund automatically  
Investment plan: Monthly - Every 1  
Auto Investment Period: Jun 11, 2022 - Jul 1, 2022  
Amount: 10.00 Baht  
Payment method: KRUNG THAI BANK PUBLIC COMPANY

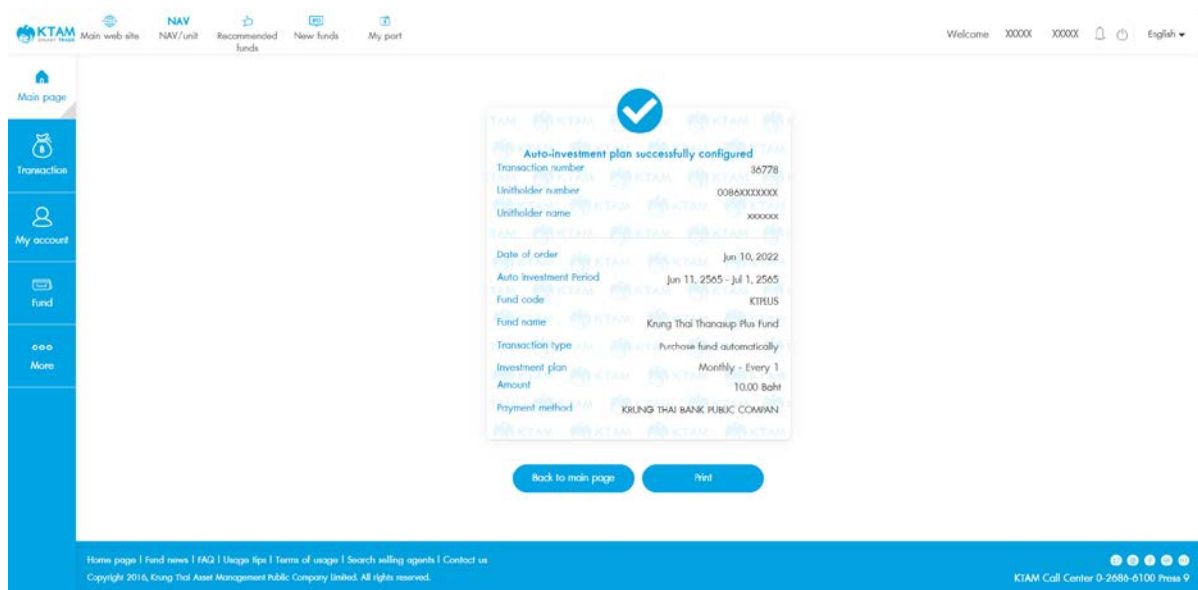
Memo:

Note:  
If transaction as selected cannot be processed due to a public holiday, the company will process the transaction on the following day.

[Accept](#)

Home page | Fund news | FAQ | Usage tips | Terms of usage | Search selling agents | Contact us  
Copyright 2016, Krung Thai Asset Management Public Company Limited. All rights reserved.  
KTAM Call Center 0-2686-6100 Press 9

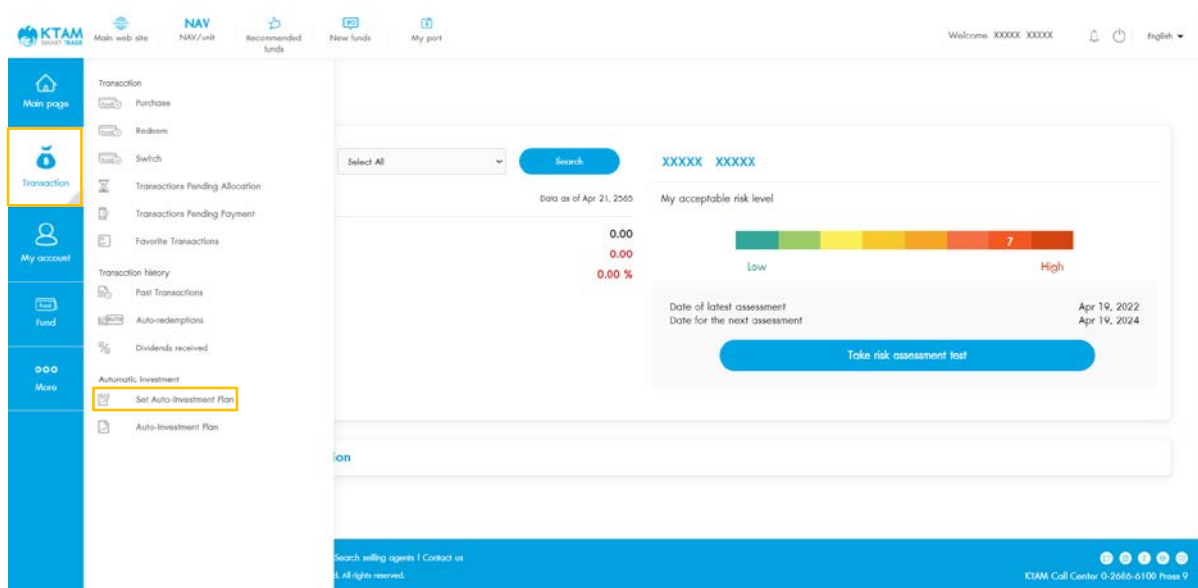
14. The Set Auto Investment Plan has been successfully created. You will receive a confirmation e-mail.



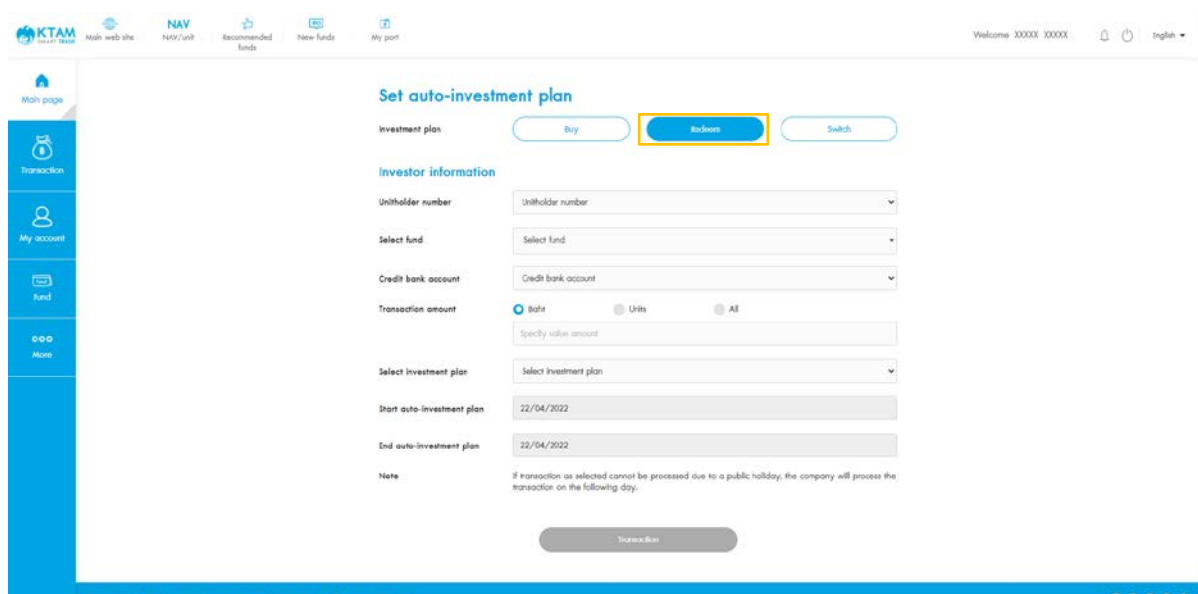
## 7.1.2. Set up your fund redemption plan

1. Select menu for Transactions

2. Select Set Auto Investment Plan



3. Select redeem



The screenshot shows the 'Set auto-investment plan' page on the KTAM website. The page has a blue sidebar on the left with icons for 'Main page', 'Transaction', 'My account', 'Fund', and 'More'. The top navigation bar includes links for 'Main web site', 'NAV', 'Recommended funds', 'New funds', and 'My port'. The main content area is titled 'Set auto-investment plan' and features three tabs: 'Buy', 'Redeem', and 'Switch'. The 'Buy' tab is selected. Below the tabs, the 'Investor information' section contains several fields, each with a yellow callout number: 'Unit holder number' (4), 'Select fund' (5), 'Credit bank account' (6), 'Transaction amount' (7), 'Select investment plan' (8), 'Start auto-investment plan' (9), and 'End auto-investment plan' (9). The 'Transaction amount' field has radio buttons for 'Bath', 'Units', and 'All', with 'Bath' selected. Below these fields is a 'Note' section with a disclaimer. At the bottom, there is a 'Transaction' button with a yellow callout number 10.

KTAM  
Main web site  
NAV  
Recommended funds  
New funds  
My port

Welcome XXXXX XXXXX

English

Main page

Transaction

My account

Fund

More

### Set auto-investment plan

Investment plan: Buy | Redeem | Switch

Investor information

Unit holder number:  4

Select fund:  5

Credit bank account:  6

Transaction amount: ☒ Bath ☐ Units ☐ All 7  
Specify value amount

Select investment plan:  8

Start auto-investment plan:  9

End auto-investment plan:  9

Note: If transaction as selected cannot be processed due to a public holiday, the company will process the transaction on the following day.

10

4. Specify Unitholder

5. Specify Fund Name

6. Select bank account for settlement

7. Specify value amount or number of units to redeem

8. Select Investment Plan

- Weekly | Monthly | Yearly

9. Set beginning and ending of period

10. Accept terms and conditions and confirm

11. Review set up details. Then click confirm.

**Confirm auto-investment plan**

Date of order Jun 10, 2022  
Unit holder number 0096XXXXXX

Fund code KTRPLS  
Fund name Krung Thai Thanaup Plus Fund  
Transaction type Redeem fund automatically  
Investment plan Monthly - Every 1  
Auto investment Period Jun 11, 2022 - Jul 1, 2022  
Amount 10.00 Baht  
Payment method KRUNG THAI BANK PUBLIC COMPANY

Memo

Note  
If transaction as selected cannot be processed due to a public holiday, the company will process the transaction on the following day.

**Accept**

Home page | Fund news | FAQ | Usage tips | Terms of usage | Search selling agents | Contact us  
Copyright 2016, Krung Thai Asset Management Public Company Limited. All rights reserved. KTAM Call Center 0-2686-6100 Press 9

12. Verify by entering your 6-digit Pin Code

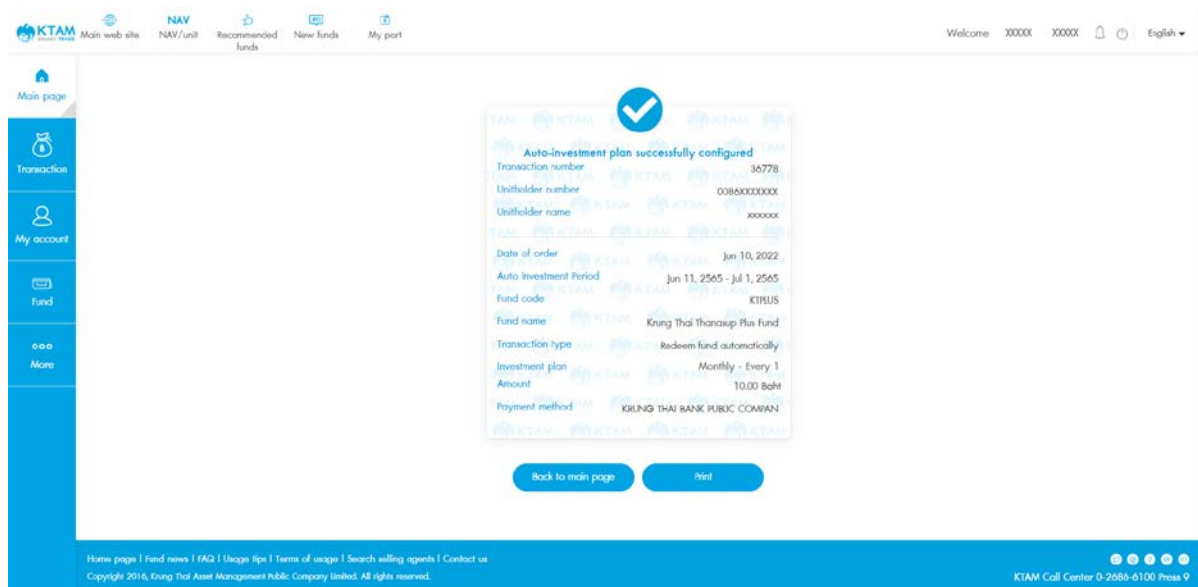
**Confirm Pin Code**  
Please enter your Pin Code

[Forgot Pin Code](#)

**Accept**

Home page | Fund news | FAQ | Usage tips | Terms of usage | Search selling agents | Contact us  
Copyright 2016, Krung Thai Asset Management Public Company Limited. All rights reserved. KTAM Call Center 0-2686-6100 Press 9

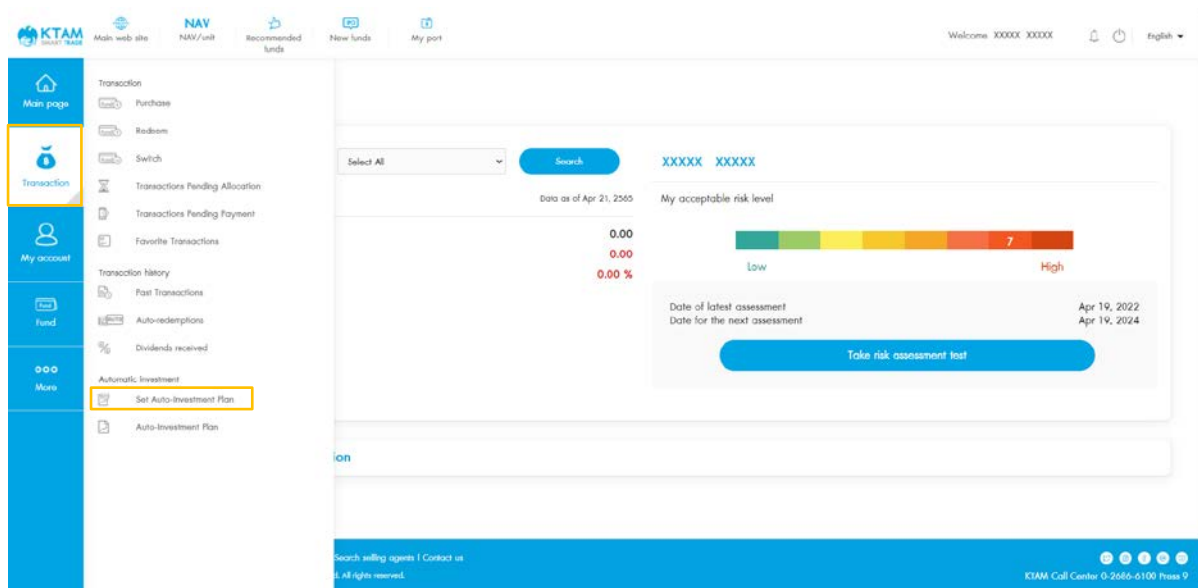
13. The Set Auto Investment Plan has been successfully created. You will receive a confirmation e-mail.



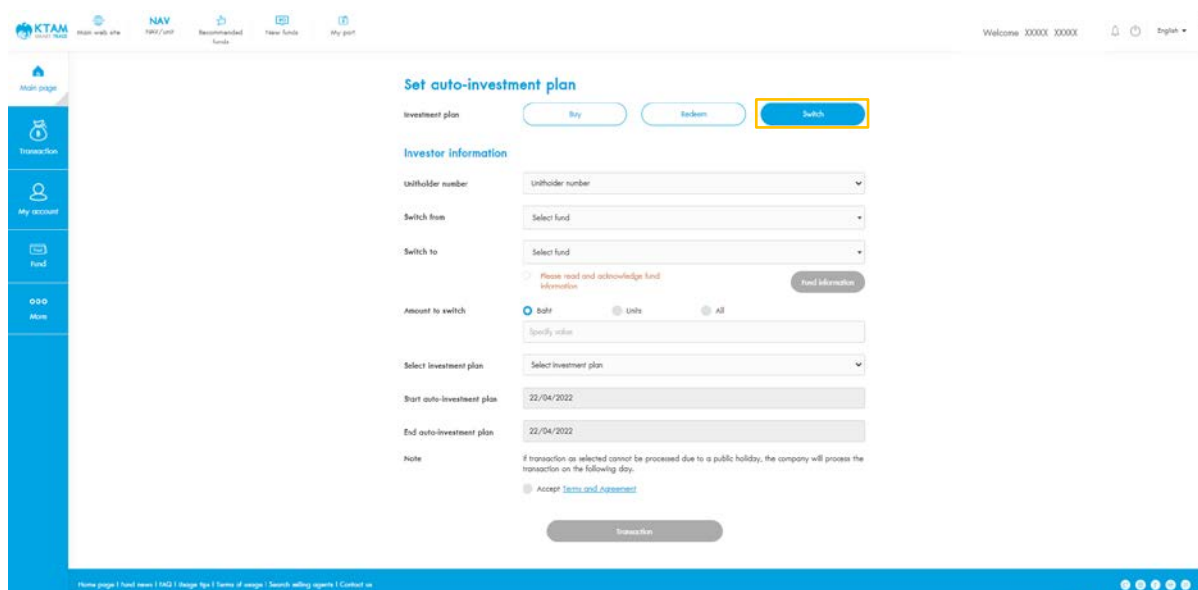
### 7.1.3. Set up your fund switching plan

1. Select menu for Transactions

2. Select Set Auto Investment Plan



3. Select Switch Funds





The screenshot shows the 'Set auto-investment plan' page on the KTAM website. The page has a blue sidebar on the left with navigation links: Home page, Transaction, My account, Fund, and More. The top navigation bar includes links for Home page, NAV, Recommended funds, New funds, and My port. The main content area is titled 'Set auto-investment plan' and features three tabs: 'Buy', 'Redeem', and 'Switch'. The 'Switch' tab is selected. Below the tabs, the 'Investor information' section contains the following fields and elements:

- Unitholder number:** A dropdown menu labeled 'Unitholder number' (callout 4).
- Switch from:** A dropdown menu labeled 'Select fund' (callout 5).
- Switch to:** A dropdown menu labeled 'Select fund' (callout 6).
- Please read and acknowledge fund information:** A checkbox (callout 7) with a 'Fund information' button next to it.
- Amount to switch:** A section with three radio buttons: 'Bahr' (selected), 'Units', and 'All' (callout 8). Below the radio buttons is a text input field labeled 'Specify value' (callout 9).
- Select investment plan:** A dropdown menu labeled 'Select investment plan' (callout 10).
- Start auto-investment plan:** A date input field showing '22/04/2022'.
- End auto-investment plan:** A date input field showing '22/04/2022'.
- Note:** A text area containing a disclaimer: 'If transaction as selected cannot be processed due to a public holiday, the company will process the transaction on the following day.' Below this is a checkbox labeled 'Accept Terms and Agreement' (callout 11) and a 'Transaction' button.

The bottom of the page features a blue footer with links: Home page, Fund news, FMS, Usage tips, Terms of usage, Search, selling agents, Contact us, and a copyright notice: 'Copyright © 2022 KTAM. All rights reserved. KTAM is a registered trademark of KTAM. All other trademarks are the property of their respective owners.'

4. Specify Unitholder

5. Specify Fund to Switch-out

6. Specify Fund to Switch-In

7. Click Fund Information to learn more about the fund

8. Specify value amount or number of units to switch

9. Select Investment Plan

- Weekly | Monthly | Yearly

10. Set beginning and ending of period

11. Accept terms and conditions and confirm

12. Review set up details. Then click confirm.

**Confirm auto-investment plan**

Date of order: Jun 10, 2022  
Unit holder number: 0086XXXXXX

Switch from:  
Fund code: KTRPIUS  
Fund name: Krug Thai Thanap Plus Fund  
Transaction type: Switch funds automatically  
Investment plan: Monthly - Every 1  
Auto Investment Period: Jun 11, 2022 - Jul 15, 2022  
Amount: 10.00 Baht

Switch to:  
Fund code: KSTRPIUS-A  
Fund name: Krug Thai Short Term fixed Income Plus Fund - Class A

Memo:

Note:  
If transaction as selected cannot be processed due to a public holiday, the company will process the transaction on the following day.

[Accept](#)

13. Verify by entering your 6-digit Pin Code

**Confirm Pin Code**  
Please enter your Pin Code

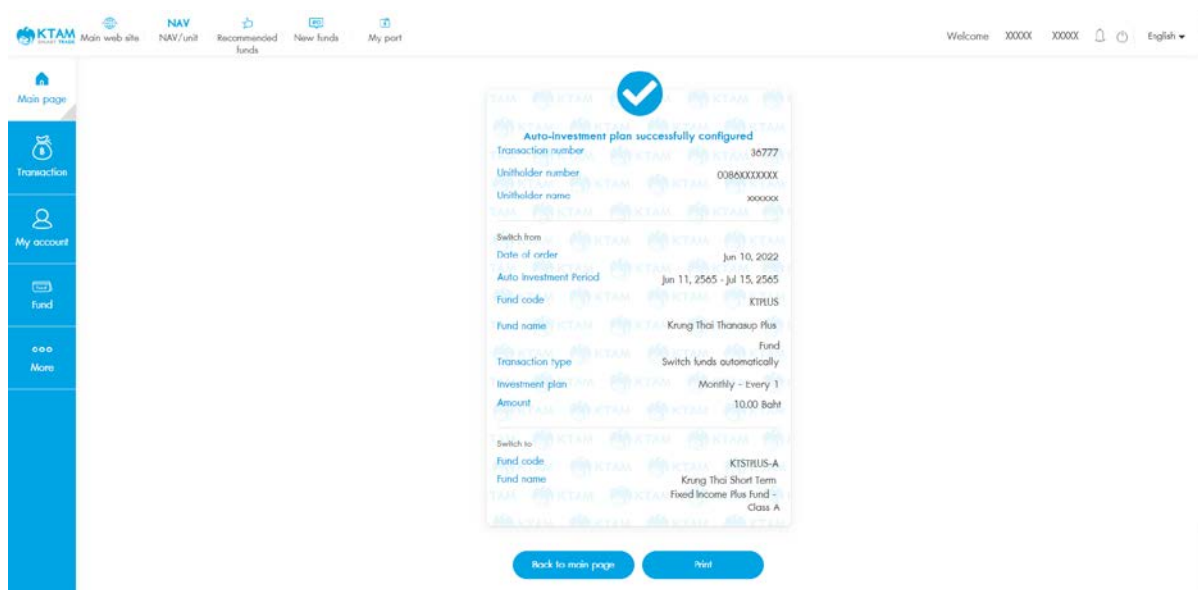
1 [ ] [ ] [ ] [ ] [ ] [ ]

[Forgot Pin Code](#)

[Accept](#)

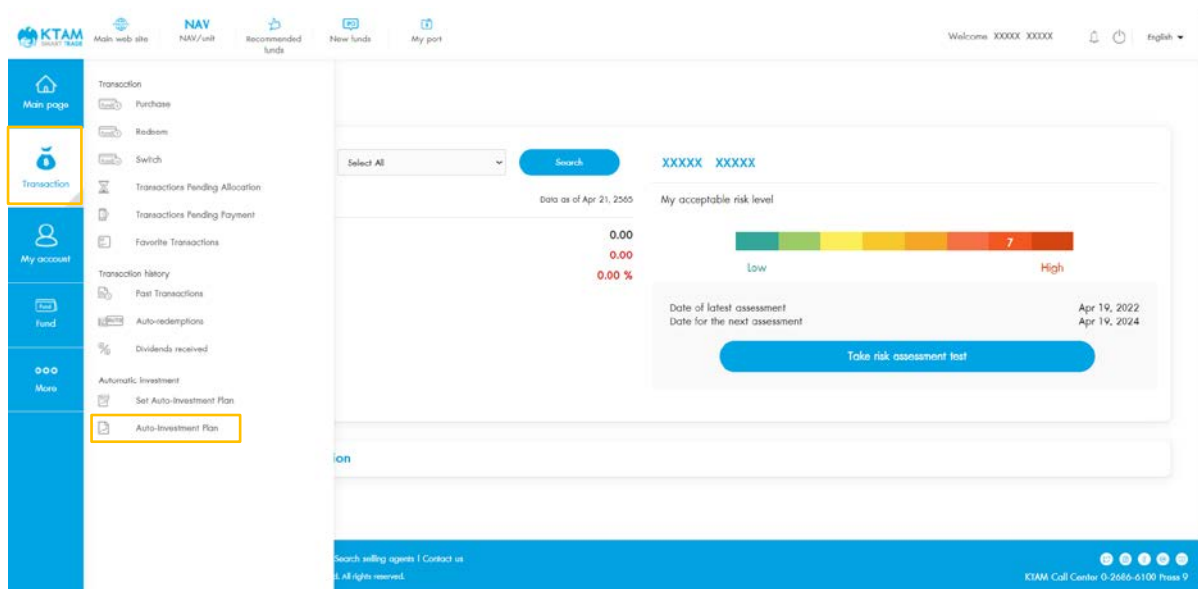
Home page | Fund news | FAQ | Usage tips | Terms of usage | Search selling agents | Contact us  
Copyright 2016, Krug Thai Asset Management Public Company Limited. All rights reserved.  
KTAM Call Center 0-2684-6100 Press 9

14. The Set Auto Investment Plan has been successfully created. You will receive a confirmation e-mail.

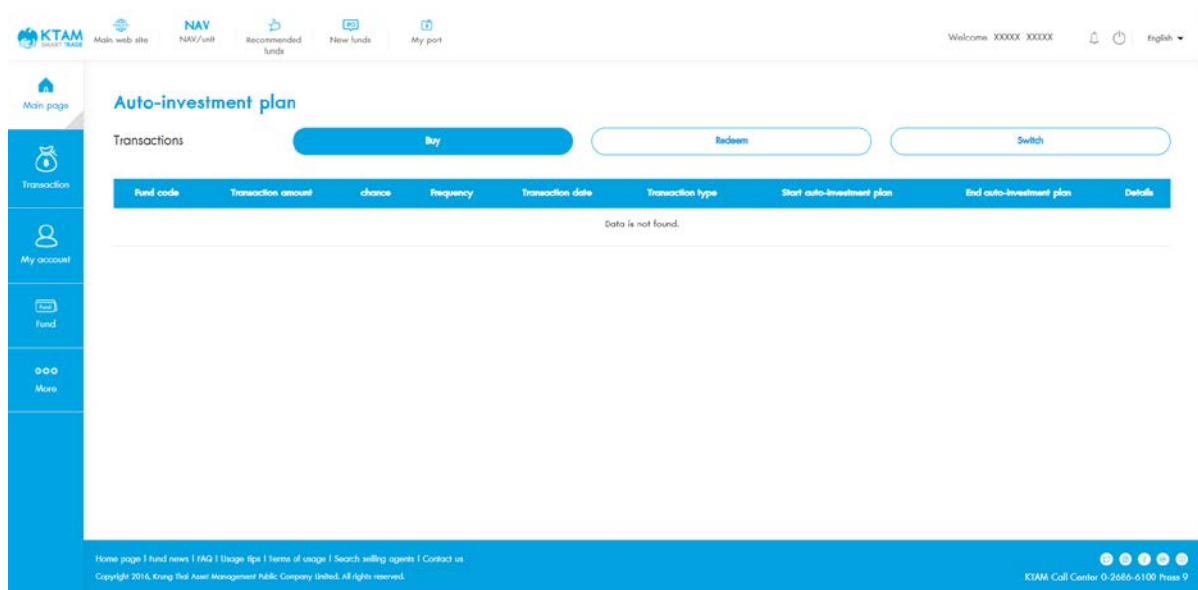


## 7.2. My Auto Investment Plans

### 1. Select menu Transaction and Auto Investment Plan



2. To display the Auto Investment Plans you have already set up, just click the transaction type.



## 8. My Account

### 8.1. My port

- You may view your overall investment portfolio, details, outstanding balance, or average return at any time.
  - You can display your investment portfolio as a whole, or separated by unitholder number.
- See a summary of balances, gain/loss, and average returns at any time.

The screenshot displays the 'My port' dashboard on the KTAM website. The top navigation bar includes links for 'Main web site', 'NAV', 'Recommended funds', 'New funds', and 'My port'. The user is logged in as 'XXXXX XXXXX'.

**My port**

Unit holder accounts: Select All [Search] XXXXX XXXXX

**Consolidated portfolio** Data as of Apr 21, 2505

|                          |        |
|--------------------------|--------|
| Total Value (Baht)       | 0.00   |
| Total Profit/Loss (Baht) | 0.00   |
| Total Profit/Loss (%)    | 0.00 % |

**My acceptable risk level**

Low 7 High

Date of latest assessment: Apr 19, 2022  
Date for the next assessment: Apr 19, 2024

[Take risk assessment test]

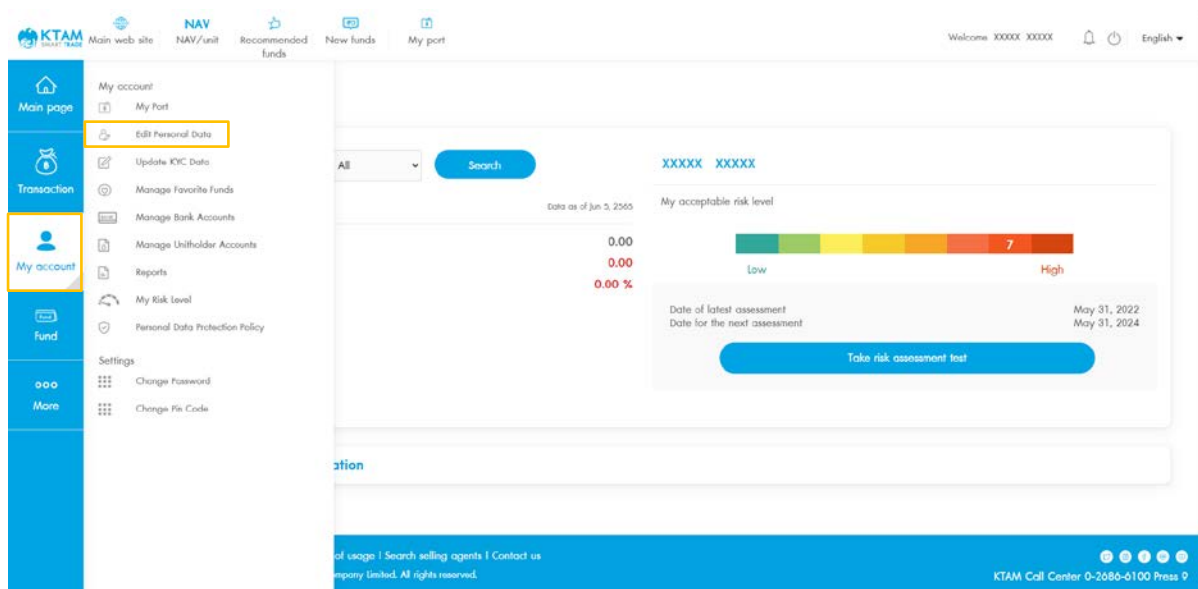
Transactions pending allocation

Footer: Home page | Fund news | FAQ | Usage tips | Terms of usage | Search-selling agents | Contact us  
Copyright 2014, Krung Thai Asset Management Public Company Limited. All rights reserved. KTAM Call Center 0-2686-6100 Press 9

## 8.2. Edit personal data

1. Select My Account

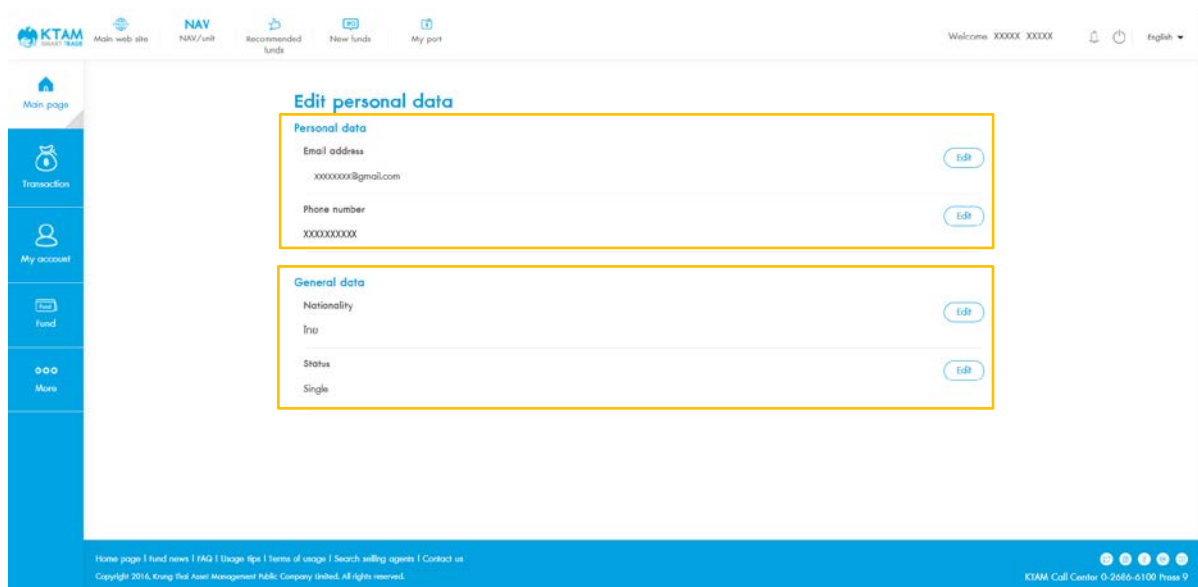
2. Select Edit Personal Data



3. Select which of the 2 groups of data you wish to amend.

3.1. Personal data : e-mail, telephone

3.2. General data : nationality, marital status



#### 4. To edit personal data : e-mail, telephone

4.1. Click Edit on the right-hand side of this section

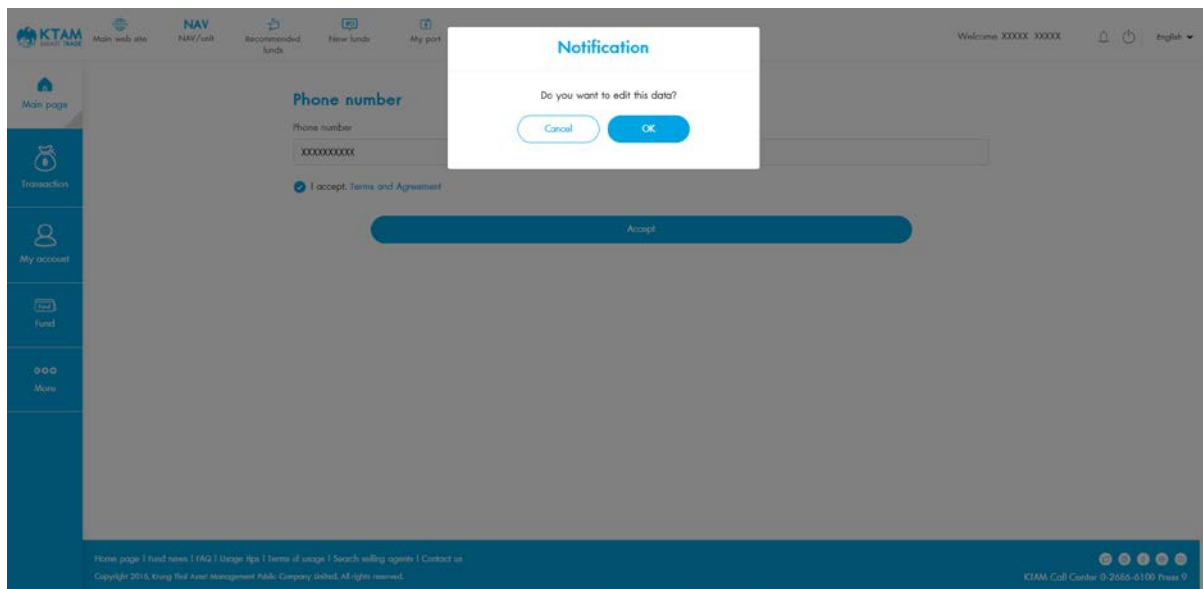
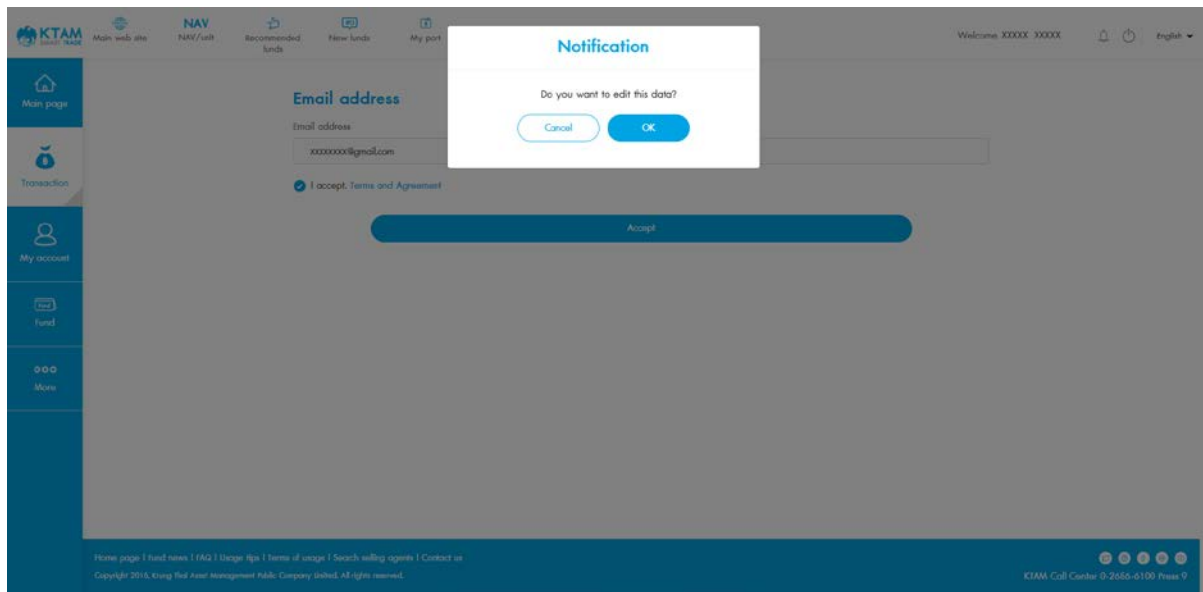
4.2. Fill in new telephone number or e-mail

4.3. Accept terms and conditions. Click Continue.

The screenshot shows the KTAM website's 'My account' section. The 'Email address' form is active, displaying the current email 'xxxxxxxx@gmail.com'. Below the input field is a radio button labeled 'I accept Terms and Agreement'. A grey 'Accept' button is positioned below the radio button. The left sidebar contains navigation links: Main page, Transaction, My account, Fund, and More. The top navigation bar includes links for Main web site, NAV, Recommended funds, New funds, and My port. The footer contains copyright information for 2014 and a call center number.

The screenshot shows the KTAM website's 'My account' section. The 'Phone number' form is active, displaying the current phone number 'XXXXXXXXXX'. Below the input field is a radio button labeled 'I accept Terms and Agreement'. A grey 'Accept' button is positioned below the radio button. The left sidebar contains navigation links: Main page, Transaction, My account, Fund, and More. The top navigation bar includes links for Main web site, NAV, Recommended funds, New funds, and My port. The footer contains copyright information for 2014 and a call center number.

## 4.4. Pop-up notification will appear to ask for confirmation to amend data.





4.5. Then proceed to upload a photo of your ID card.

The screenshot shows the 'Edit personal data' page on the KTAM website. The page has a blue sidebar on the left with icons for 'Main page', 'Transaction', 'My account', 'Fund', and 'More'. The top navigation bar includes 'Main web site', 'NAV', 'Recommended funds', 'New funds', and 'My port'. The user is logged in as 'Welcome XXXXX XXXXX' and the language is set to 'English'.

The main content area is titled 'Edit personal data' and contains a section 'Take photo of ID card'. Below this title is a warning: 'Make sure no one is impersonating you to use your card to open a new account without permission. Check card data as in this example'. An example of an ID card is shown. Below the example are three instructions:

- ✓ Take photo of ID card in a well-lit place to clearly display information on the card with no scratches and glare.
- ✓ It is recommended to place the card on a table or a flat surface when taking the photo in a way that characters are clearly visible.
- ✓ Do not hold the card with fingers obscuring the image, characters or symbols on the card.

Below the instructions is a section 'Upload a photo of your ID card' with the text: 'Drop the file or click to upload. Supports jpg, jpeg or pdf files up to 10MB in size.' There is a button 'Upload a picture' and a 'File name' field. At the bottom of the section is a blue 'Continue' button.

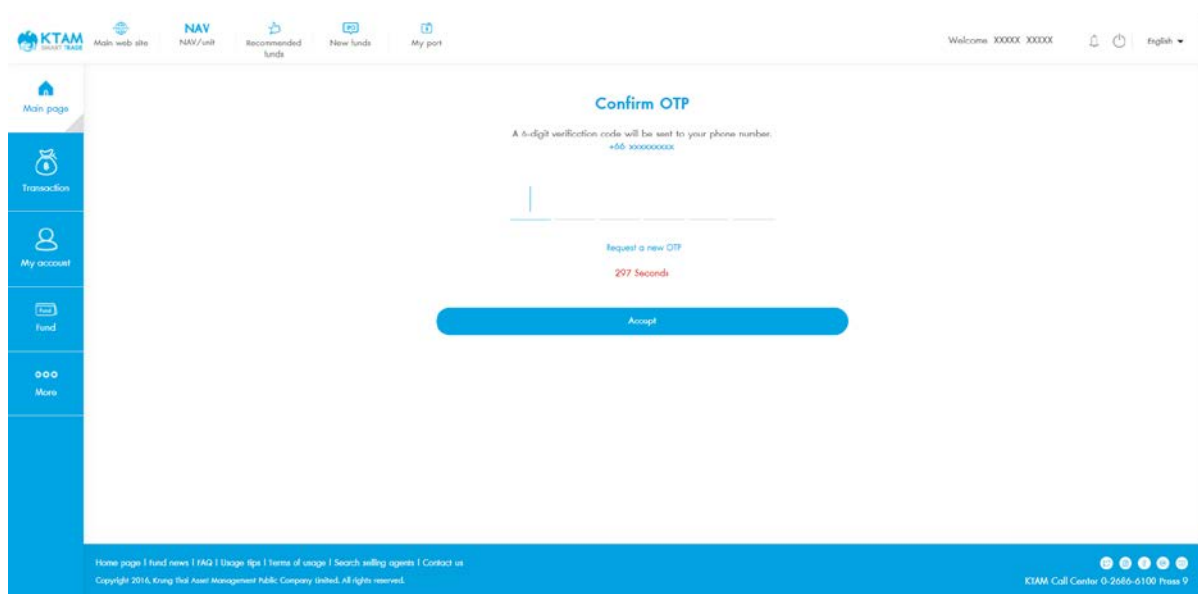
4.6. Take a photo of your ID card and your face and upload it.

The screenshot shows the 'Edit personal data' page on the KTAM website, similar to the previous one. The main content area is titled 'Edit personal data' and contains a section 'Take photo of ID card with face'. Below this title is a warning: 'Make sure no one is impersonating you to use your card to open a new account without permission. Check card data as in this example'. An illustration of a woman holding an ID card is shown. Below the illustration is a single instruction:

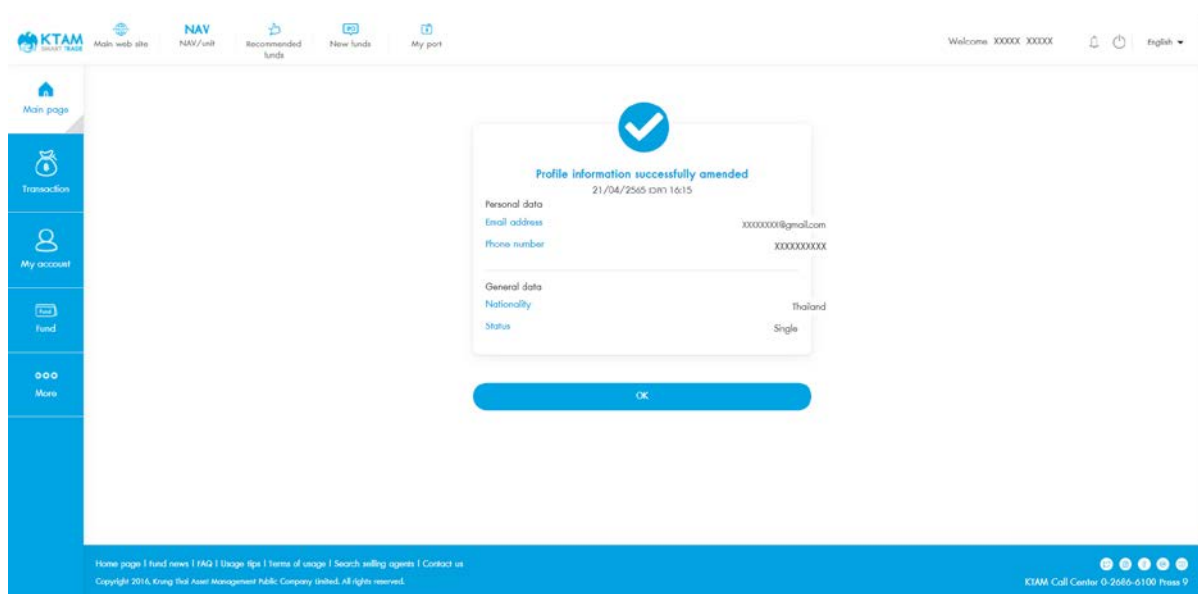
- ✓ Take a photo of ID card next to your own face as verification. We reserve the right to cancel if the system detects fraudulent data is being submitted.

Below the instruction is a section 'Upload a photo of ID card next to your own face' with the text: 'Drop the file or click to upload. Supports jpg, jpeg or pdf files up to 10MB in size.' There is a button 'Upload a picture' and a 'File name' field. At the bottom of the section is a blue 'Continue' button.

#### 4.7. Verify using the 6-digit OTP code sent to your mobile phone



#### 4.8. The company has received proposed changes to your profile information and will process the changes within 1-2 business days.

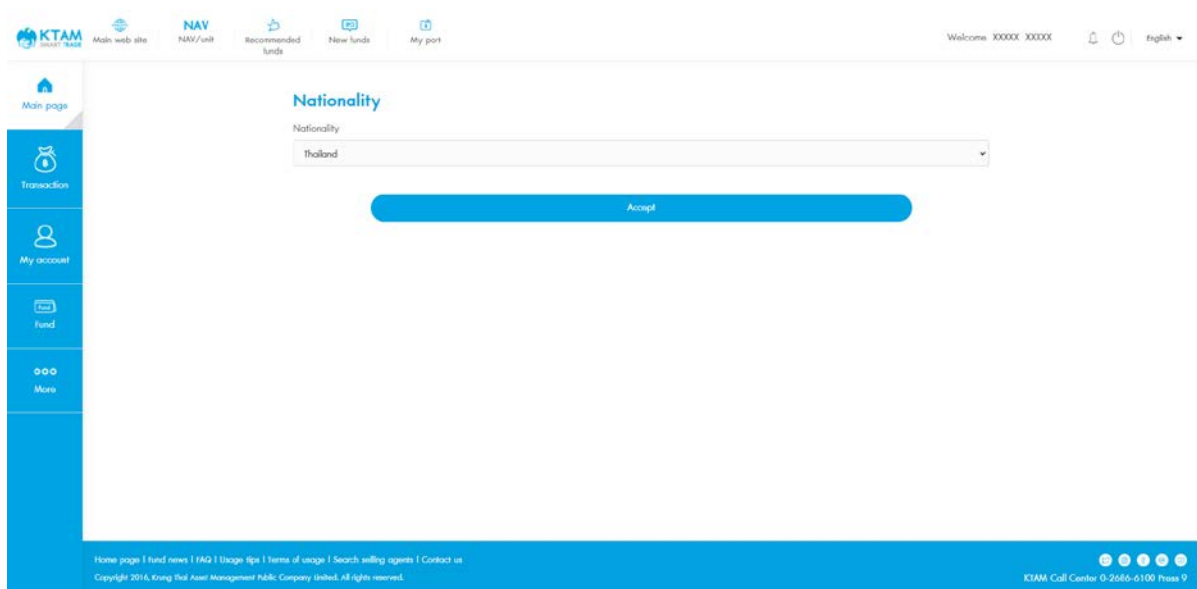


## 5. To edit general information: nationality, marital status

5.1. Click Edit on the right-hand side of this section

5.2. Fill in nationality or marital status

5.3. Click Continue



The screenshot shows the 'Nationality' form in the KTAM system. The form is titled 'Nationality' and features a dropdown menu for selecting a nationality, with 'thailand' currently selected. Below the dropdown is a blue 'Accept' button. The left sidebar contains navigation links: 'Main page', 'Transaction', 'My account', 'Fund', and 'More'. The top navigation bar includes links for 'Main web site', 'NAV NAV/unit', 'Recommended funds', 'New funds', and 'My port'. The footer contains copyright information for 2014 and a contact number for KTAM.

KTAM  
Main web site NAV NAV/unit Recommended funds New funds My port

Welcome XXXXX XXXXX English

Main page

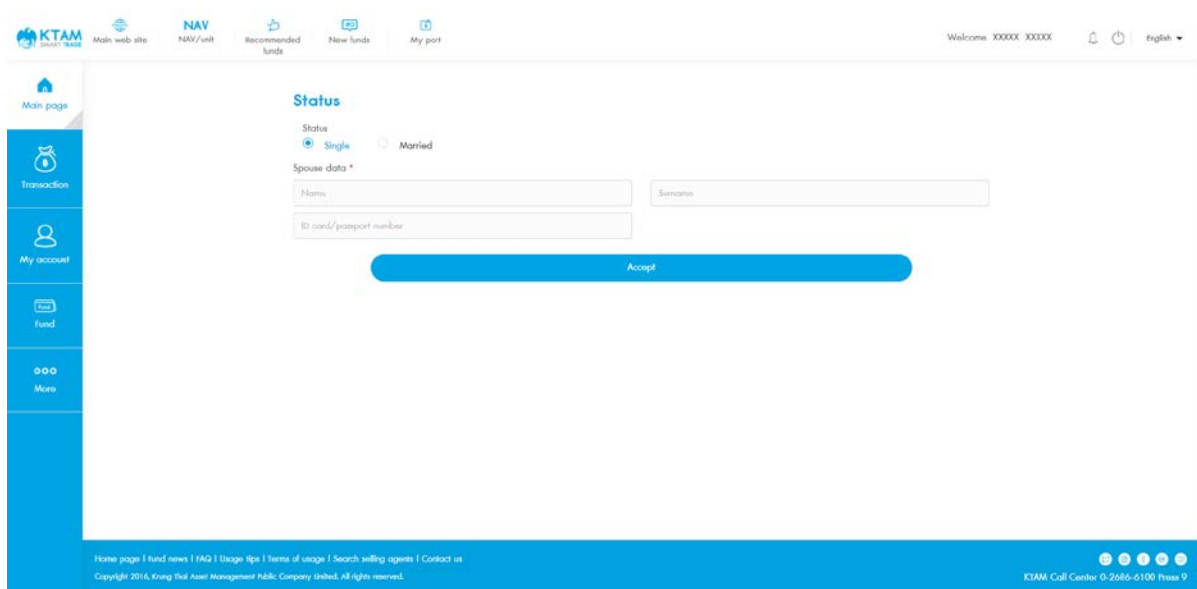
Nationality

Nationality

thailand

Accept

Home page | Fund news | FAQ | Usage tips | Terms of usage | Search selling agents | Contact us  
Copyright 2014, Krung Thai Asset Management Public Company Limited. All rights reserved. KTAM Call Center 0-2685-6100 Press 9



The screenshot shows the 'Status' form in the KTAM system. The form is titled 'Status' and features radio buttons for 'Single' (selected) and 'Married'. Below the radio buttons is a section for 'Spouse data' with fields for 'Name', 'Surname', and 'ID card/passport number'. A blue 'Accept' button is located at the bottom of the form. The left sidebar and top navigation bar are identical to the previous screenshot.

KTAM  
Main web site NAV NAV/unit Recommended funds New funds My port

Welcome XXXXX XXXXX English

Main page

Status

Status

☒ Single ☐ Married

Spouse data \*

Name Surname

ID card/passport number

Accept

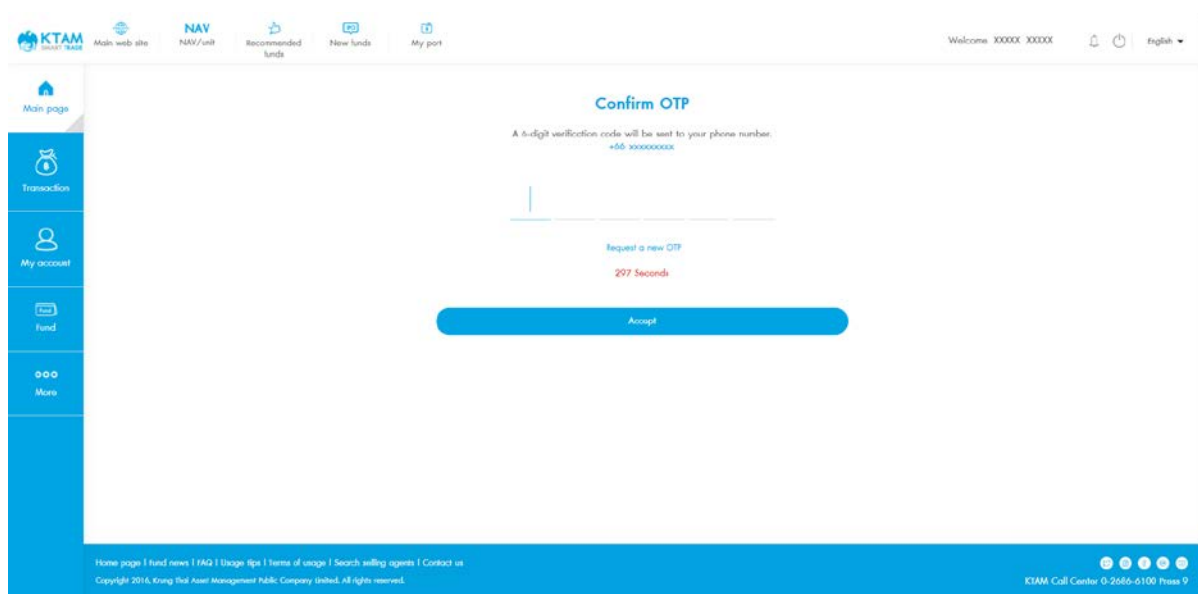
Home page | Fund news | FAQ | Usage tips | Terms of usage | Search selling agents | Contact us  
Copyright 2014, Krung Thai Asset Management Public Company Limited. All rights reserved. KTAM Call Center 0-2685-6100 Press 9

## 5.4. Pop-up notification will appear to ask for confirmation to amend data.

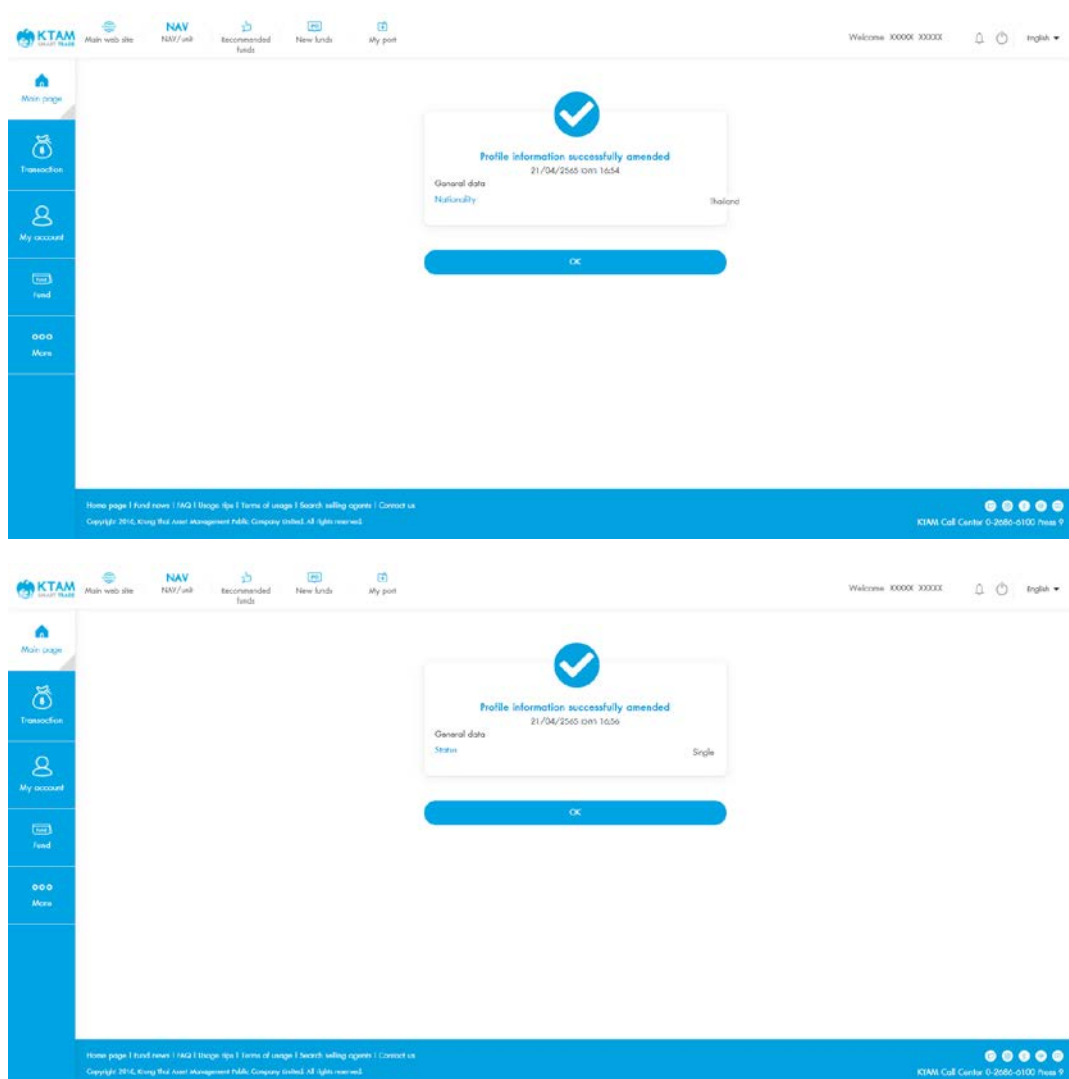
The screenshot shows the KTAM web portal interface. The top navigation bar includes the KTAM logo, 'Main web site', 'NAV NAV/call', 'Recommended funds', 'New funds', and 'My port'. The user is logged in as 'Welcome XXXXX XXXXX' with a language dropdown set to 'English'. The left sidebar contains links for 'Main page', 'Transaction', 'My account', 'Fund', and 'More'. The main content area is titled 'Nationality' and contains a form with a dropdown menu currently showing 'Thailand'. A blue 'Accept' button is located below the form. A white 'Notification' pop-up is centered on the screen, asking 'Do you want to edit this data?' with 'Cancel' and 'OK' buttons. The footer contains links to 'Home page', 'Fund news', 'FAQ', 'Usage tips', 'Terms of usage', 'Search selling agents', and 'Contact us', along with copyright information for 2016 and a call center number.

The screenshot shows the KTAM web portal interface with the 'Status' form. The top navigation bar and sidebar are identical to the previous screenshot. The main content area is titled 'Status' and contains a form with radio buttons for 'Single' (selected) and 'Married'. Below this is a section for 'Spouse data' with input fields for 'Name', 'Surname', and 'ID card/passport number'. A blue 'Accept' button is located below the form. A white 'Notification' pop-up is centered on the screen, asking 'Do you want to edit this data?' with 'Cancel' and 'OK' buttons. The footer contains links to 'Home page', 'Fund news', 'FAQ', 'Usage tips', 'Terms of usage', 'Search selling agents', and 'Contact us', along with copyright information for 2016 and a call center number.

## 5.5. Verify using the 6-digit OTP code sent to your mobile phone



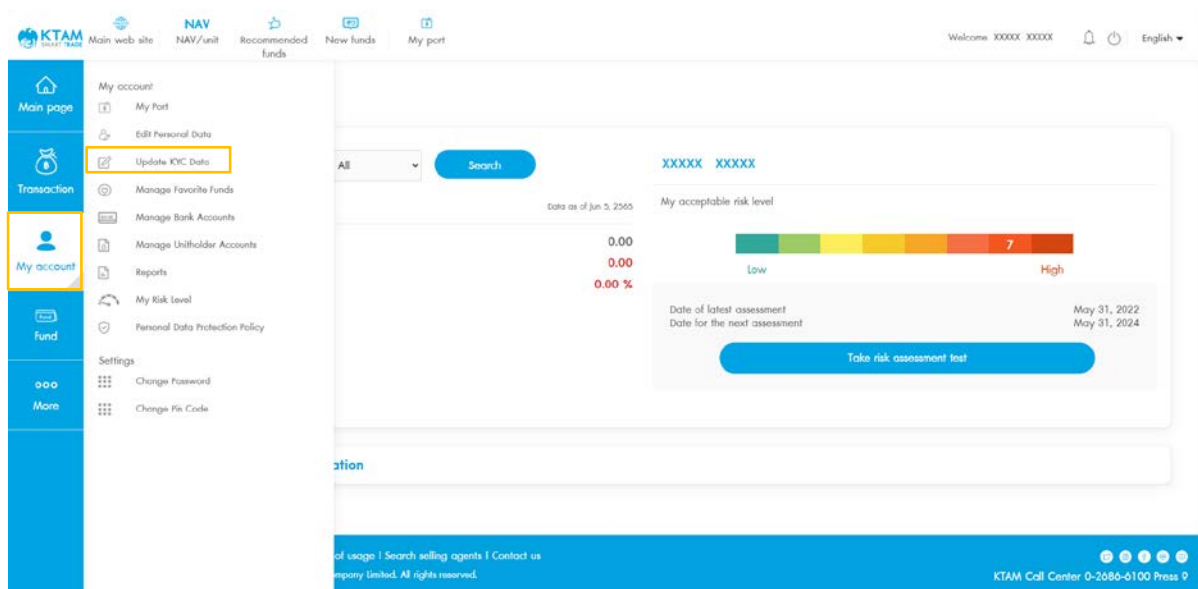
## 5.6. Data successfully updated.



### 8.3. Update KYC Data

1. Select My Account

2. Select menu Update KYC Data



3. Make changes to the KYC data

The screenshot shows the 'Update KYC Data' form on the KTAM website. The form is titled 'Update KYC Data' and contains several sections with input fields and checkboxes. The sections are: 'Work occupation' with a dropdown menu showing 'พนักงานบริษัท (Corporate Employee)'; 'Job title' with a text input field; 'Investment objectives (more than 1 item can be selected)\*' with four radio button options: 'For investment purposes', 'For retirement', 'For tax benefits', and 'Other'; 'Country of source of income/investment' with a dropdown menu showing 'ไทย'; 'Source of income (more than 1 item can be selected)\*' with seven radio button options: 'Salary', 'Savings', 'Business operation', 'Investment', 'Retirement money', 'Heritage', and 'Other'; and 'Monthly income (Baht)\*' with a text input field. The form is set against a white background with a blue sidebar on the left.

4. Verify using the 6-digit OTP code sent to your mobile phone

The screenshot displays the KTAM web portal interface. A modal dialog titled "Confirm Pin Code" is centered on the screen, asking the user to "Please enter your Pin Code" using six input boxes. Below the input boxes, there is a link for "Forgot Pin Code" and a blue "Accept" button. The background shows the "My port" page with various fields for user information: ZIF code, Workplace address, Address, province, District, Sub-district, and ZIP code. A blue "Accept" button is also visible at the bottom of the background form.

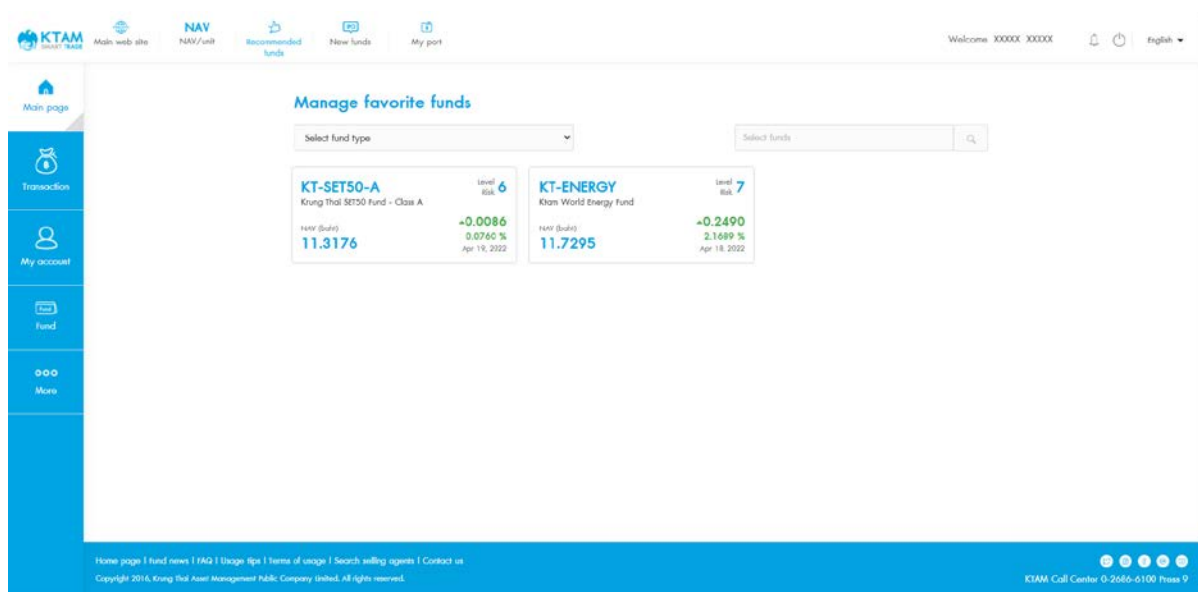
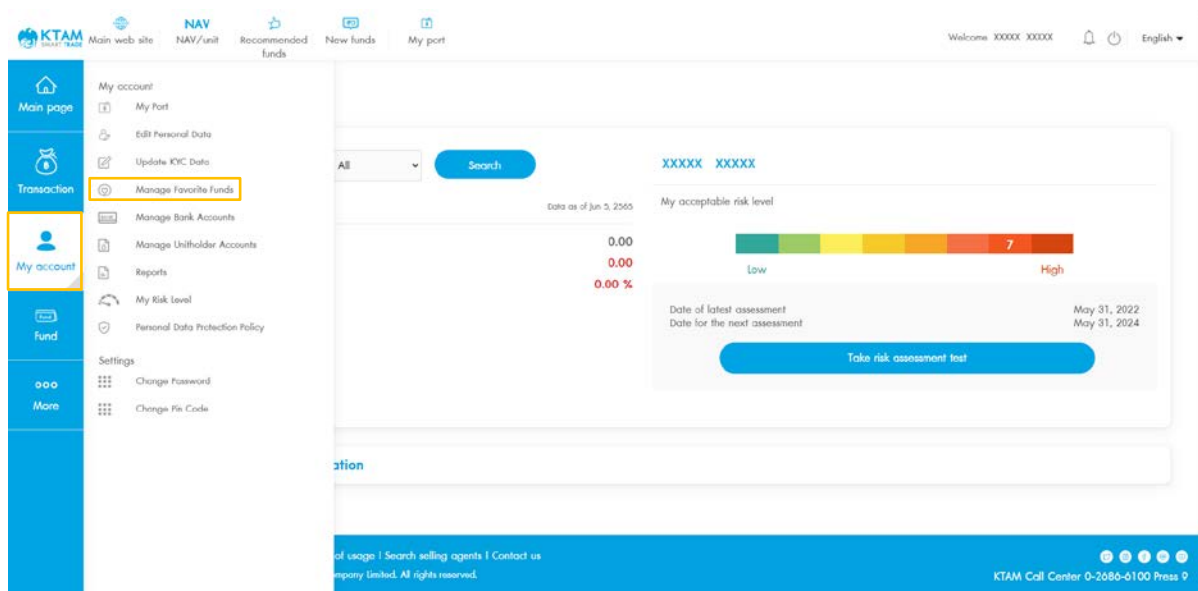
5. Data successfully updated.

The screenshot shows the KTAM web portal's "My port" page. A modal dialog titled "Notification" is displayed, indicating "Save Data Completed" with a green checkmark and an "OK" button. The background page shows a "Consolidated portfolio" section with a total value of 214.88 Baht. It also includes a risk assessment bar ranging from Low to High, with a current level of 7. Below the portfolio summary, there are sections for "Transactions pending allocation" and "Fixed Income Funds (2 Fund)".

## 8.4. Manage favorite funds

1. Select My Account

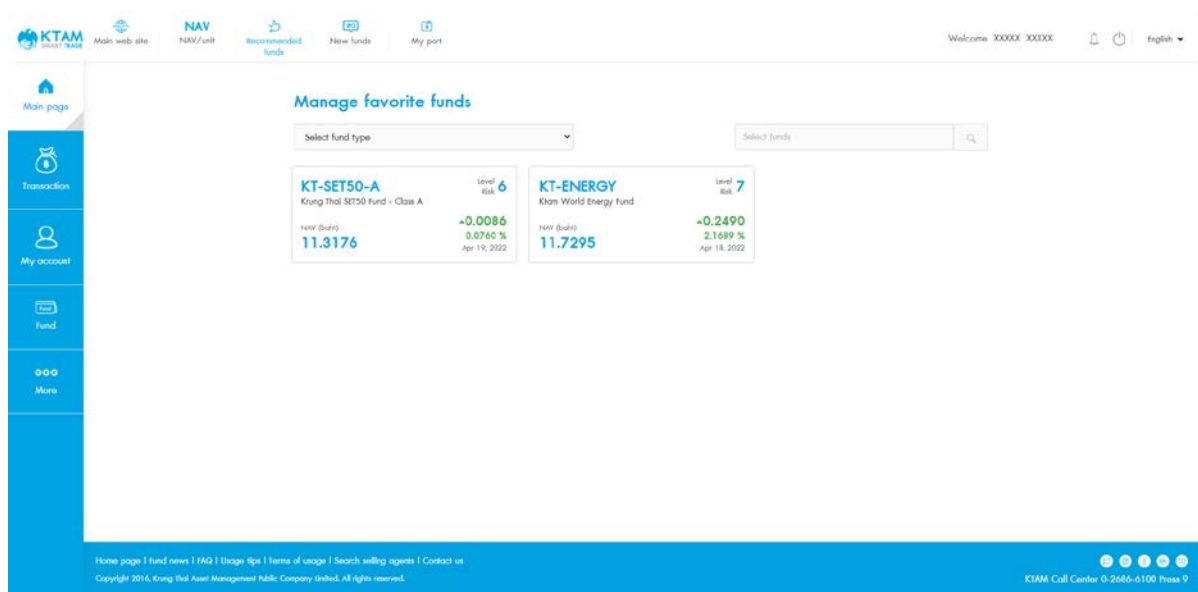
2. Select Manage Favorite Funds



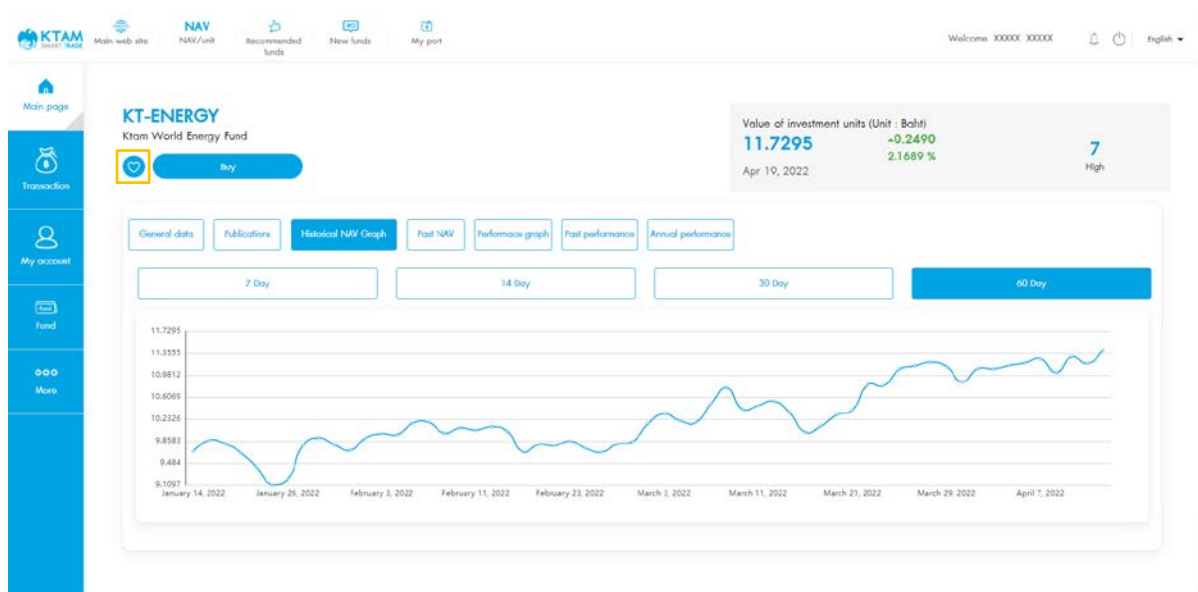


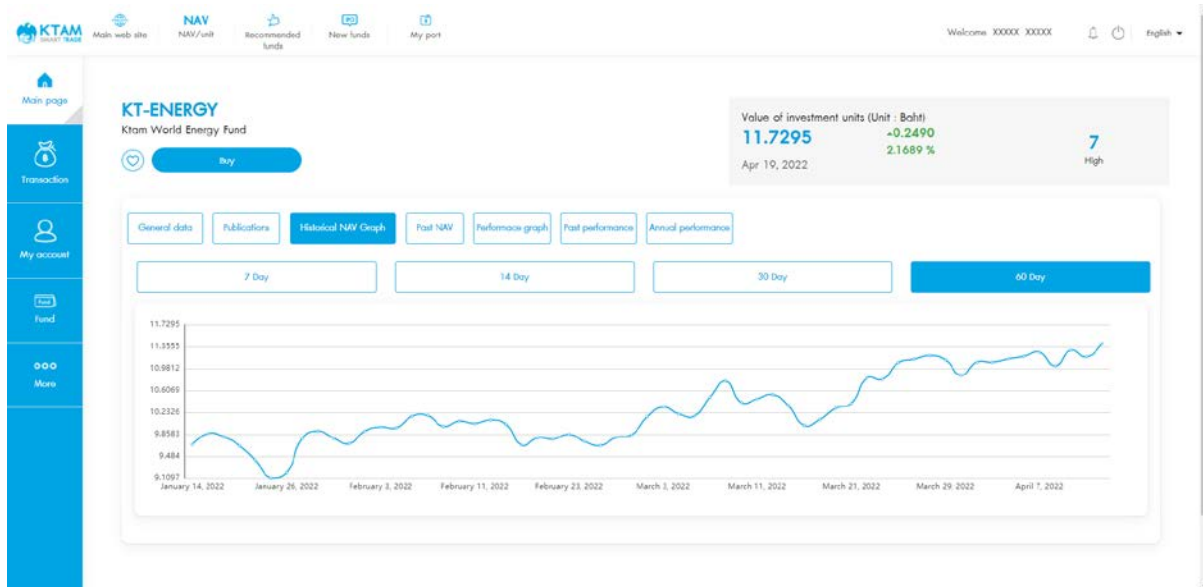
### 3. To unselect a favorite fund

#### 3.1. Select the fund



#### 3.2. Unselect the heart icon on the left-hand corner so that it turns white

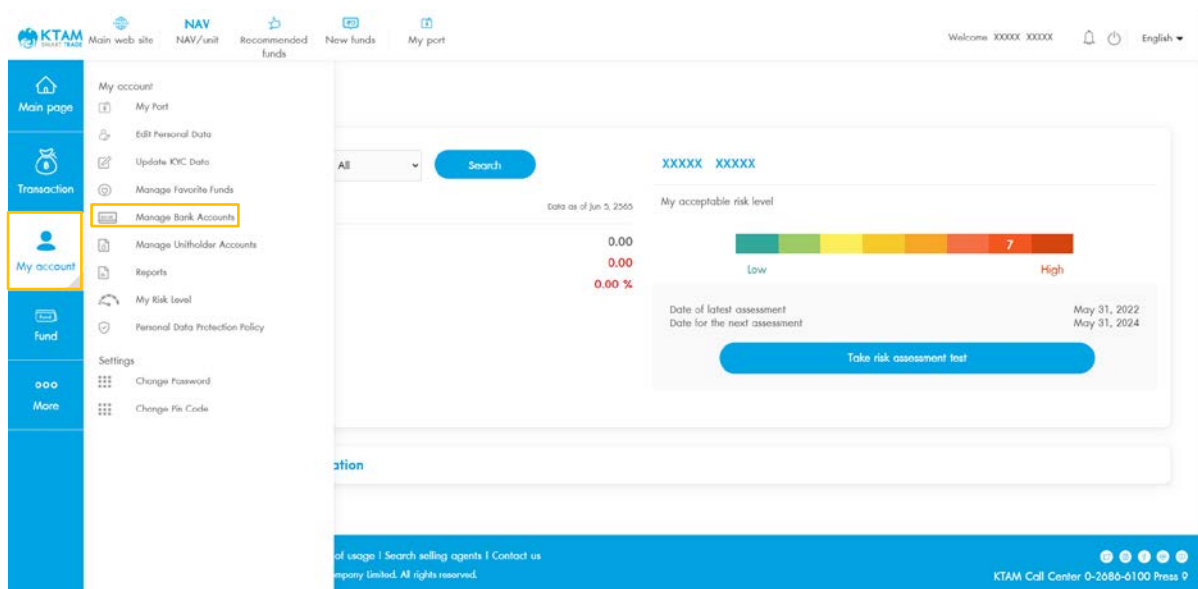





## 8.5. Manage bank accounts

### 1. Select My Account

### 2. Select Manage Bank Accounts



### 2.1. Manage bank account for purchases

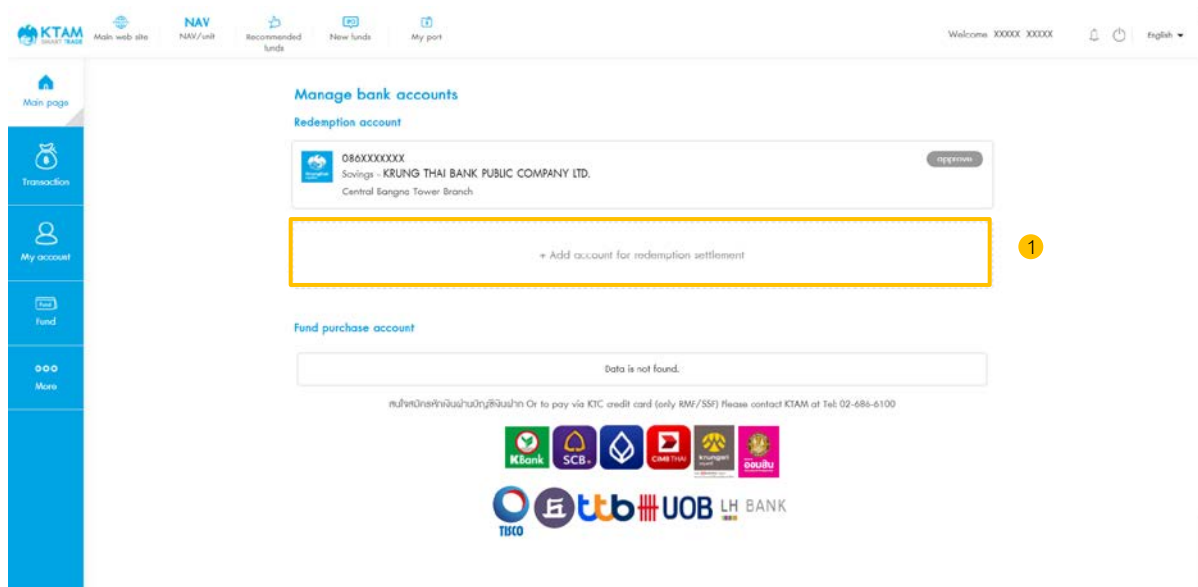


To arrange bank account for auto-debit or pay via KTC credit card (only for RMF/SSF funds), please contact KTAM at 02 686 6100

## 2.2. Manage bank account for purchases

### 2.2.1. Add bank account

#### 1. Click Add Bank Account



2. Select bank account to add
3. Select bank
4. Fill in bank account number
5. Select type of account
6. Take or upload a photo of your bank passbook. Then click Confirm
7. After successfully entered, please allow KTAM another 1-2 days to approve the setup

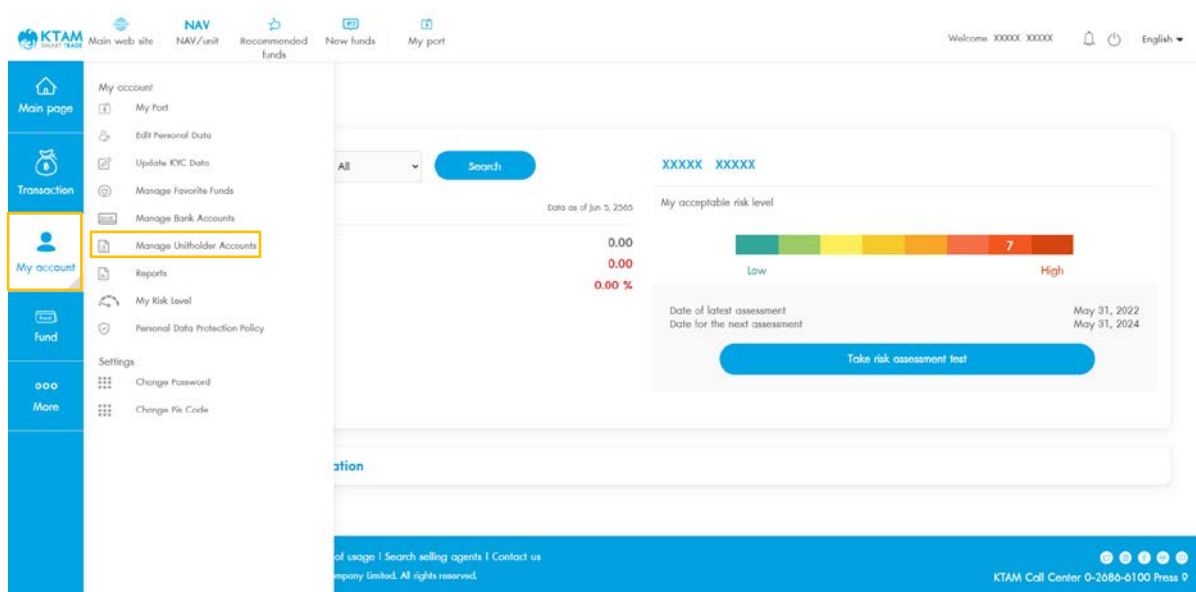
8. You may display the bank accounts pending addition by clicking Pending Approval.

## 8.6. Manage unitholder accounts

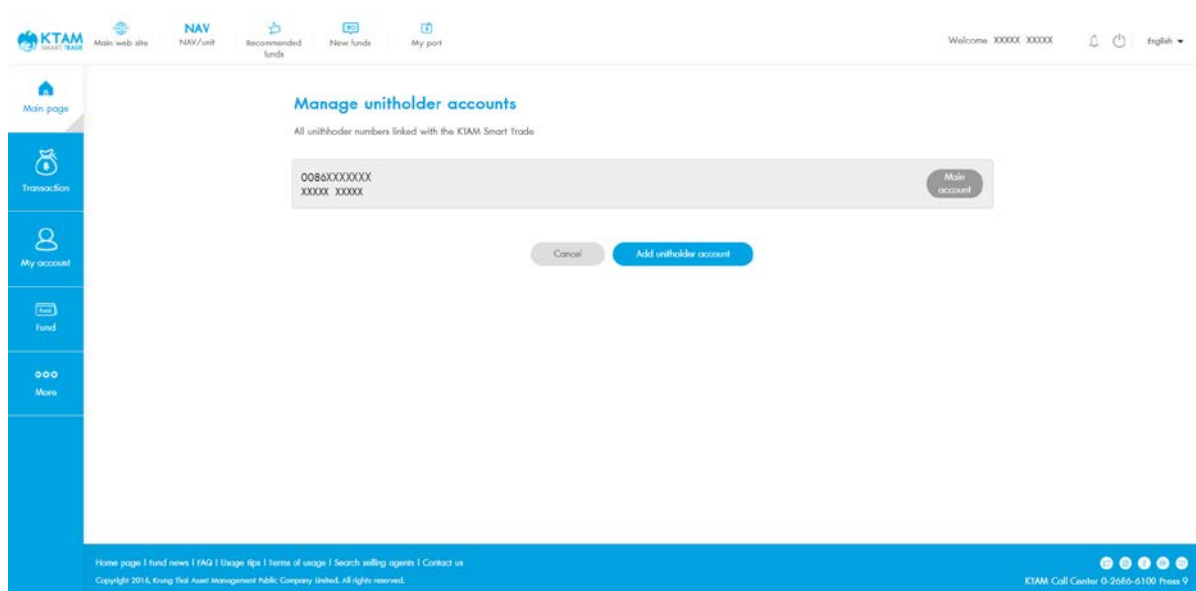
If you have several unitholder accounts tied to the KTAM Smart Trade app, you may pick one as the main unitholder account. Alternatively, you may also unselect some unitholder accounts from the app.

1. Select My Account

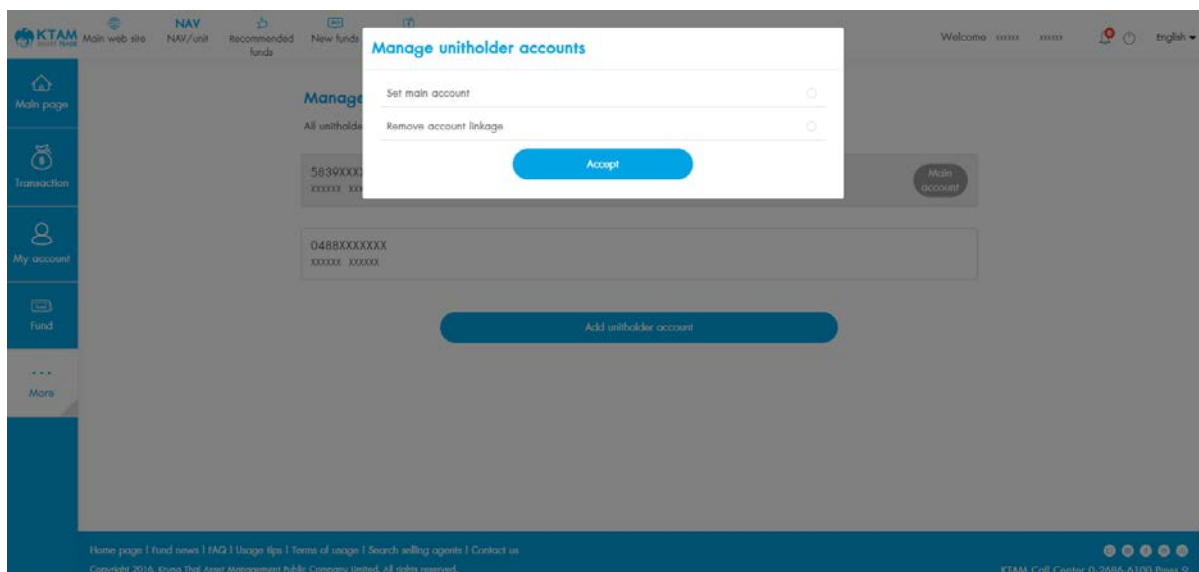
2. Select Manage Unitholder Accounts



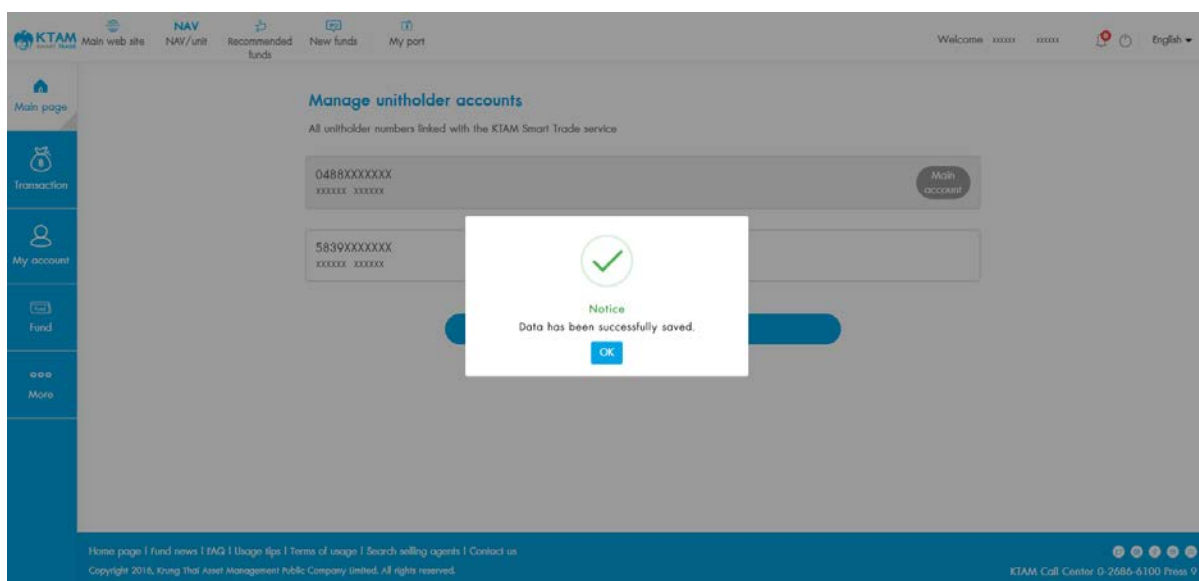
3. Select unitholder account to manage



4. Click to tick this unitholder account as the main one, or to unselect it from your app. Then click Confirm



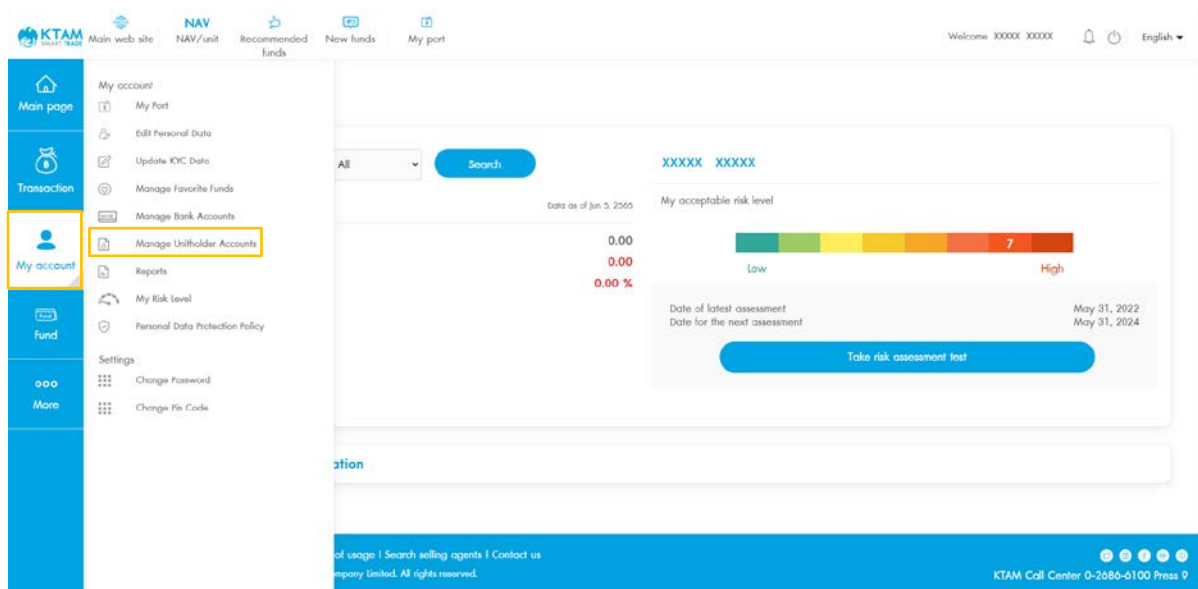
5. Changes successfully made.



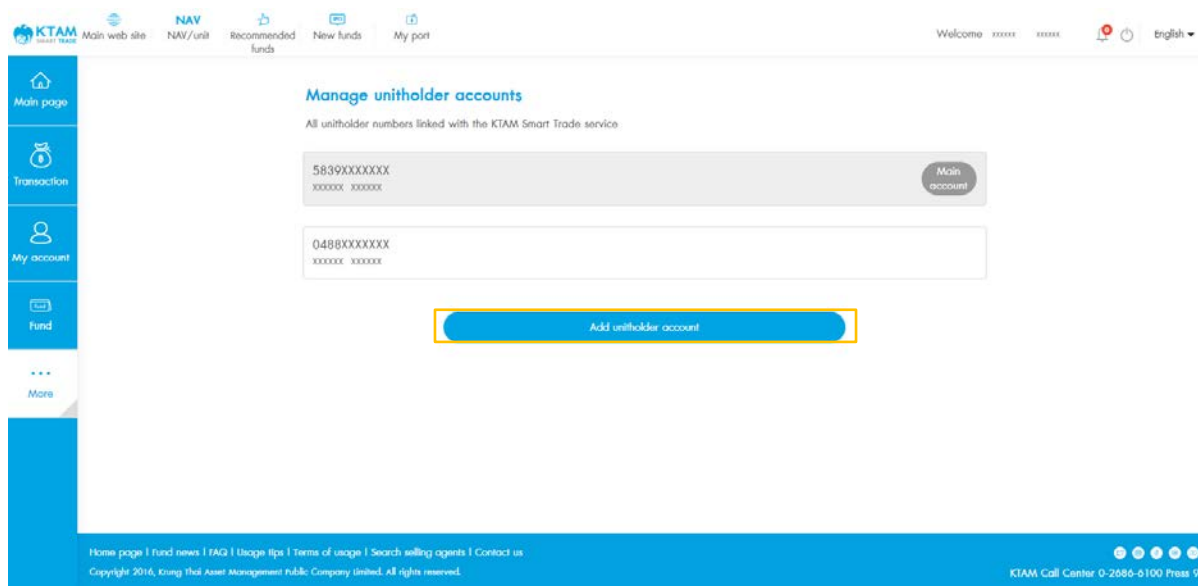
To add more than 1 unitholder account to your KTAM Smart Trade.

1. Select My Account

2. Select Manage Unitholder Accounts



3. Click Add Unitholder Account





4. Click to tick unitholder account you wish to link into your KTAM Smart Trade

**Manage unitholder accounts**

All unitholder numbers linked with the KTAM Smart Trade

|                              |              |
|------------------------------|--------------|
| 0488XXXXXXX<br>XXXXXX XXXXXX | Main account |
| 5839XXXXXXX<br>XXXXXX XXXXXX |              |

Cancel Add unitholder account

Home page | Fund news | FAQ | Usage tips | Terms of usage | Search selling agents | Contact us  
Copyright 2016, Krong Thai Asset Management Public Company Limited. All rights reserved. KTAM Call Center 0-2686-6100 Press 9

5. Changes successfully made

**Manage unitholder accounts**

All unitholder numbers linked with the KTAM Smart Trade service

|                              |              |
|------------------------------|--------------|
| 0488XXXXXXX<br>XXXXXX XXXXXX | Main account |
| 5839XXXXXXX<br>XXXXXX XXXXXX |              |

Notice  
Data has been successfully saved.  
OK

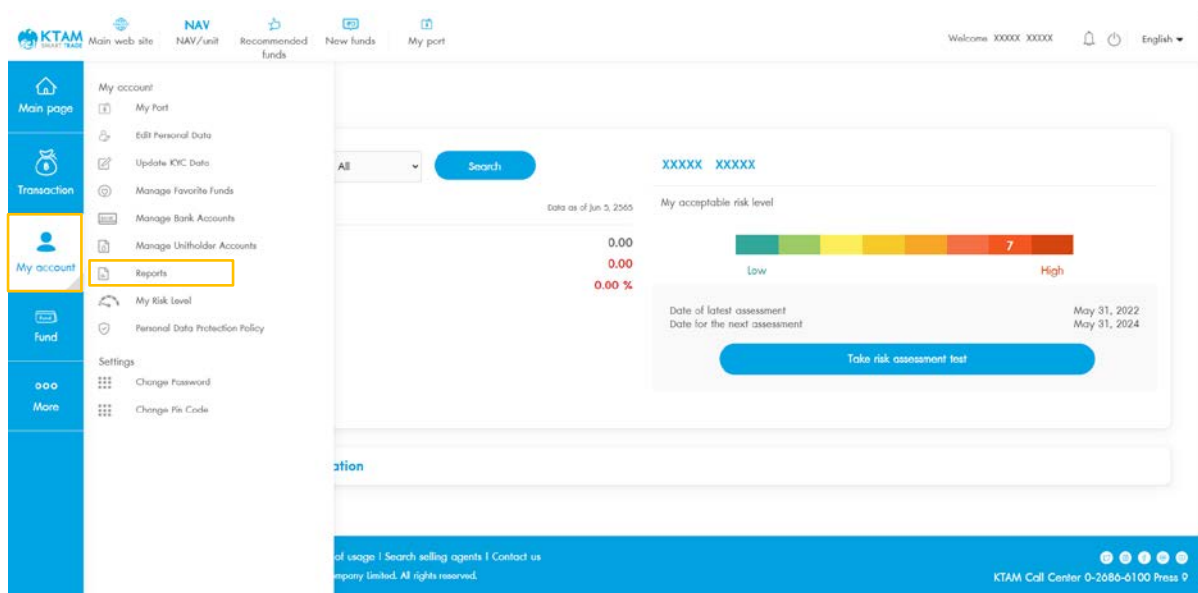
Home page | Fund news | FAQ | Usage tips | Terms of usage | Search selling agents | Contact us  
Copyright 2016, Krong Thai Asset Management Public Company Limited. All rights reserved. KTAM Call Center 0-2686-6100 Press 9

## 8.7. Reports

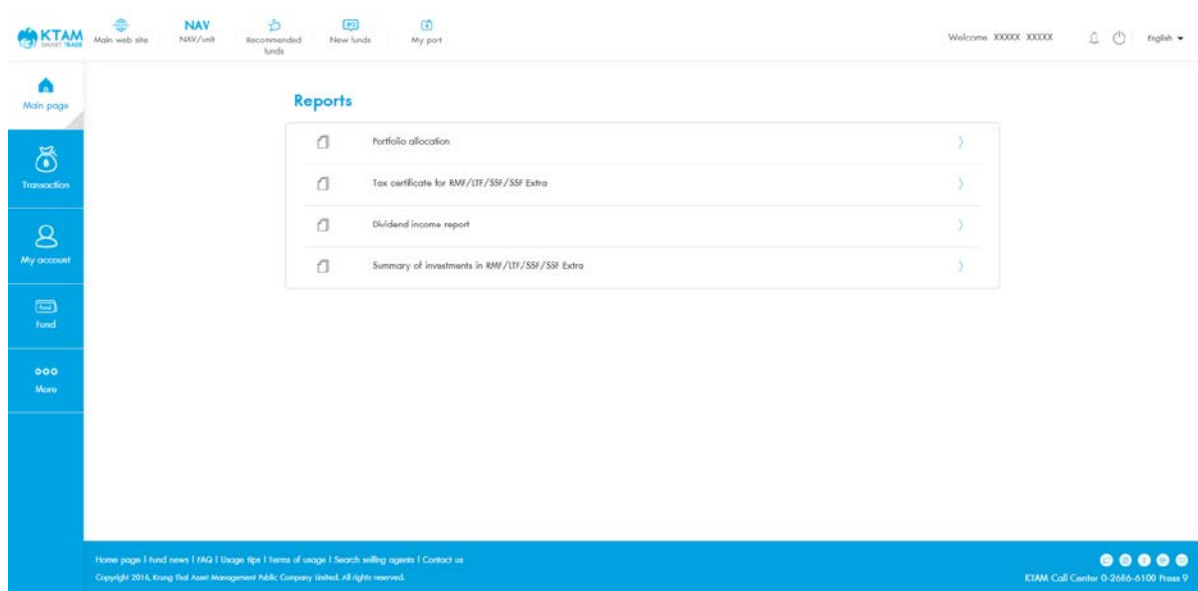
You can retrieve your account Statement here. You may also request a tax certificate or obtain a dividend income report online

1. Select My Account

2. Select Reports



3. Select report desired



## 8.7.1. Unitholder statement

The screenshot shows the KTAM website interface. The top navigation bar includes the KTAM logo, 'Main web site', 'NAV NAV/unit', 'Recommended funds', 'New funds', and 'My port'. The user is logged in as 'XXXXX XXXXX' with a language dropdown set to 'English'. The left sidebar contains links for 'Main page', 'Transaction', 'My account', 'Fund', and 'More'. The main content area is titled 'Portfolio allocation' and contains the following form fields:

- Unitholder number:** A dropdown menu.
- Select period:**
  - From:** A date input field with '21/04/2022' entered.
  - To:** A date input field with '21/04/2022' entered.
- Send data to email address:** A blue button.

The footer contains links to 'Home page', 'Fund news', 'FAQ', 'Usage tips', 'Terms of usage', 'Search selling agents', and 'Contact us'. It also includes the copyright notice 'Copyright 2016, Krung Thai Asset Management Public Company Limited. All rights reserved.' and the contact information 'KTAM Call Center 0-2686-6100 Press 9'.

## 8.7.2. Tax certificate for RMF/LTF/SSF/SSF Extra

The screenshot shows the KTAM website interface for the 'Tax certificate for RMF/LTF/SSF/SSF Extra' form. The top navigation bar and user information are identical to the previous screenshot. The left sidebar is also the same. The main content area is titled 'Tax certificate for RMF/LTF/SSF/SSF Extra' and contains the following form fields:

- Certificate type:**
  - ☒ Purchase certificate
  - ☐ Transfer certificate
  - ☐ Redemption certificate
  - ☐ Withholding tax certificate
- Fund type:** A dropdown menu.
- Unitholder number:** A dropdown menu.
- Year:** A dropdown menu.
- Send data to email address:** A blue button.

The footer is identical to the previous screenshot, containing links to 'Home page', 'Fund news', 'FAQ', 'Usage tips', 'Terms of usage', 'Search selling agents', and 'Contact us', the copyright notice, and the contact information.

### 8.7.3. Dividend income report

KTAM

Main web site NAV NAV/unit Recommended funds New funds My port

Welcome XXXXX XXXXX

English

Main page

Transaction

My account

Fund

More

### Dividend income report

Unit holder number

Fund

Note: Only unit holder numbers with data will be displayed.

View report

Home page | Fund news | FAQ | Usage tips | Terms of usage | Search selling agents | Contact us  
Copyright 2016, Krung Thai Asset Management Public Company Limited. All rights reserved.

KTAM Call Center 0-2686-6100 Press 9

### 8.7.4. Summary of investments in RMF/LTF/SSF/SSF Extra

KTAM

Main web site NAV NAV/unit Recommended funds New funds My port

Welcome XXXXX XXXXX

English

Main page

Transaction

My account

Fund

More

### Summary of investments in RMF/LTF/SSF/SSF Extra

Fund type

Unit holder number

Continue

Home page | Fund news | FAQ | Usage tips | Terms of usage | Search selling agents | Contact us  
Copyright 2016, Krung Thai Asset Management Public Company Limited. All rights reserved.

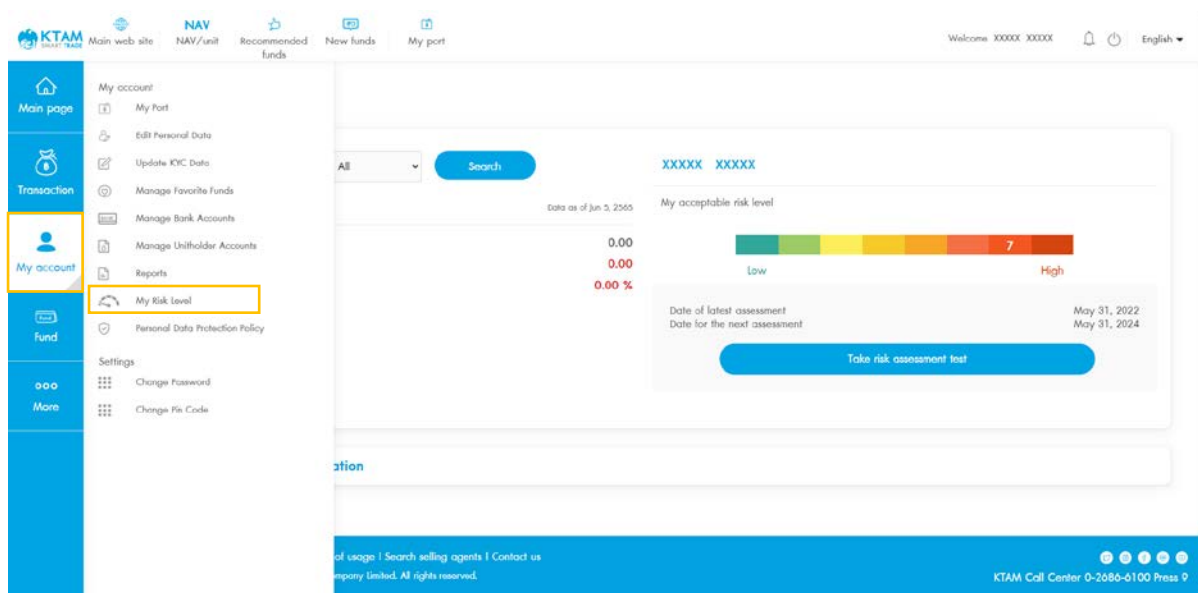
KTAM Call Center 0-2686-6100 Press 9

## 8.8. My risk level

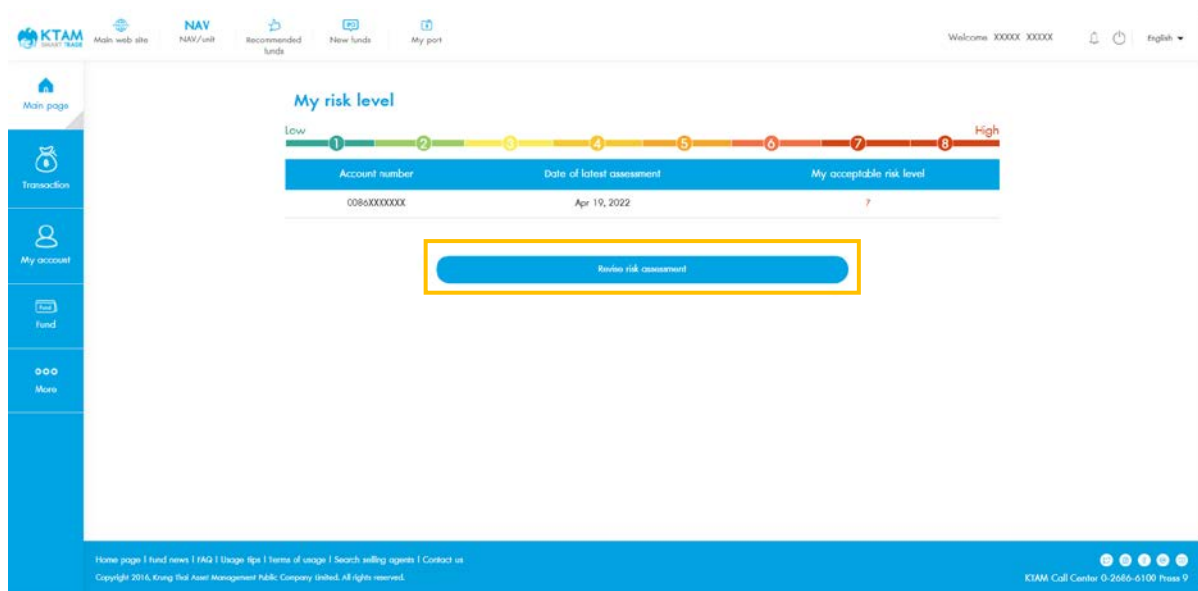
You can take a Suitability Test or review this risk assessment to determine your investment risk tolerance level and keep the profile updated.

1. Select My Account

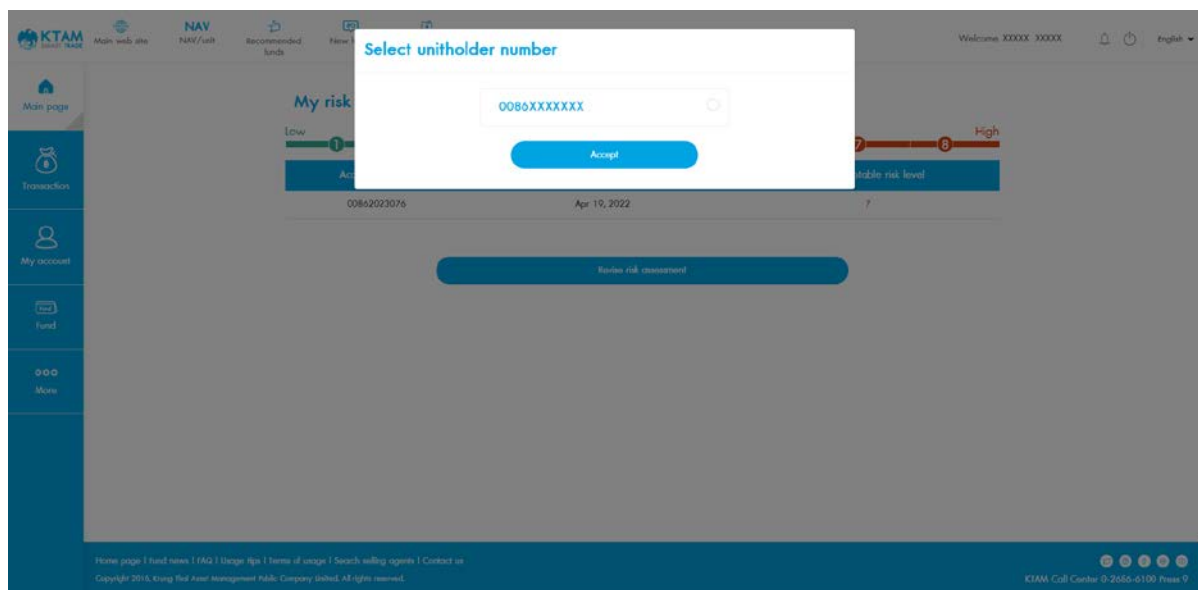
2. Select My Risk Level



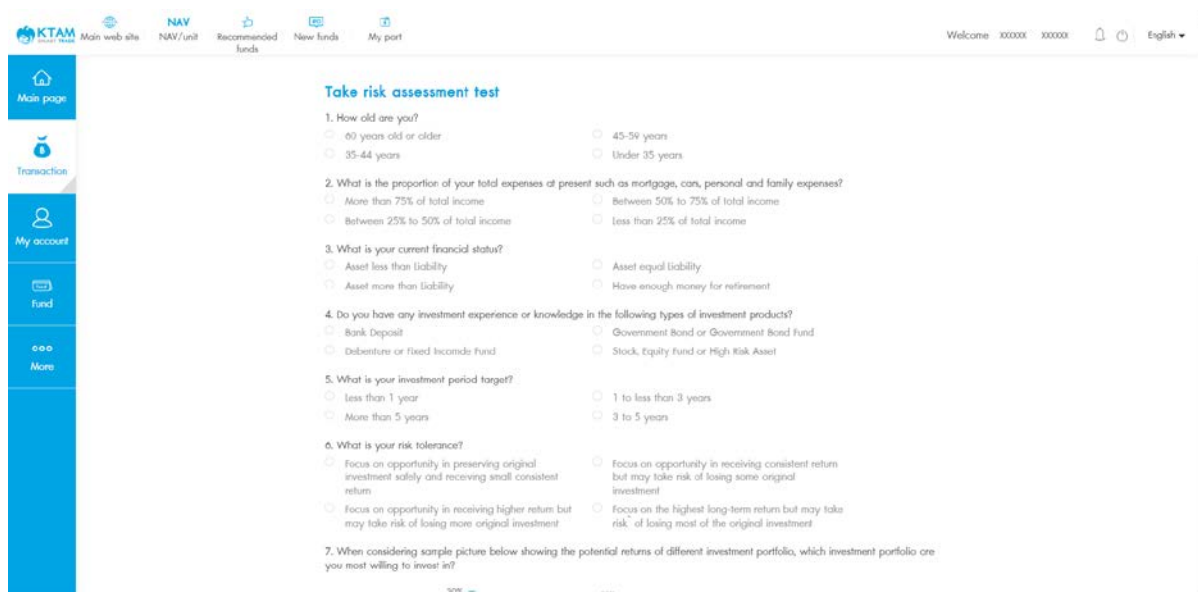
3. Click Review Risk Assessment



4. Select unitholder number where the risk assessment needs to be reviewed. Then click Take Risk Assessment Test.



5. Complete the test. Then click Confirm.



**Warning**

I certify that I have answered all such questions myself and reviewed the answers, and that they are correctly express my intentions.

**OK**

**Accept**

9. In which proportion will you be anxious or unacceptable when the value of your investment has decreased?  
☐ 5% or less  
☐ More than 5%-10%  
☒ More than 10%-20%  
☐ More than 20%

10. Last year, you invest 100,000 Baht. This year, the value of your investment decreased to 85,000 Baht. What will you do?  
☐ Panic and want to cut loss  
☐ Worry may move some investment to lower risk investment  
☐ Holding and wait for rebound  
☒ Still confident may invest more to get lower cost

**Take risk assessment test**  
 Used as additional information

11. Successful derivatives and must increase more capital. Are you?  
☐ No

12. In addition to investment in derivatives, you also invest in other assets?  
☐ No

13. The experience of investing in derivatives (derivatives)?  
☒ Less than 1 years  
☐ More than 1 years

14. You have limitation in communication, or decide by yourself, such as deal person, bling person?  
☒ No, I do not have.  
☐ Yes I have.

6. The update is complete.

**My risk level**

Low 1 2 3 4 5 6 7 8 High

| Account number | Date of latest assessment | My acceptable risk level |
|----------------|---------------------------|--------------------------|
| 0080XXXXXX     | Apr 19, 2022              | 7                        |

**Revisit risk assessment**

Home page | Fund news | FAQ | Usage tips | Terms of usage | Search selling agents | Contact us  
 Copyright 2016, Krung Thai Asset Management Public Company Limited. All rights reserved. KTAM Call Center 0-2686-6100 Press 9

## 8.9. Personal data protection policy

Display the personal data protection policy

The screenshot displays the KTAM website interface. At the top, there is a navigation bar with the KTAM logo, a 'Main web site' link, a 'NAV' dropdown menu, and links for 'Recommended funds', 'New funds', and 'My port'. A user greeting 'Welcome XXXXX XXXXX' and a language selector 'English' are also present. A left sidebar contains a 'Main page' link and a vertical menu with icons for 'Transaction', 'My account', 'Fund', and 'More'. The main content area is titled 'Personal data protection policy' and contains the following text:

**Notification of Customers' Personal Data Processing of Krung Thai Asset Management Public Company Limited under the Personal Data Protection Act B.E. 2562 (2019)**

Krung Thai Asset Management Public Company Limited (the "Company") duly realized the importance of personal data of unit holders ("You") that was given to the Company with trustfulness and confidence, whilst it is necessary that the Company must comply with the Personal Data Protection Act B.E. 2562 (2019) in order to guarantee that the rights of individuals on such personal data so given shall fully and absolutely be protected during the process of our collecting, using and disclosing (hereinafter collectively be referred to as "Processing") of such personal data we obtained. The purpose of this Notification is to inform You about the methods of our collecting, processing, using and disclosing of your personal data in the process of all services of the Company either private fund, provident fund, mutual fund or trust ("Fund") and fund related transactions, with or without Fund account opening. The Company recommends that You should read this Notification, to acknowledge and make clearest understanding about the objectives of our collection, use and disclosure of your personal data.

**1. Collection of your Personal Data by us**

In order to access and use the Company's services, You must provide personal data for the Company to identify yourself and enable You to perform the Fund related transactions. Such data includes all personal data requested under the Fund account opening application, supported with identification documents and prove of financial situation. The Company may, at its sole discretion, process your personal data which shall identify yourself in the form of documents and/or photos and/or electronic means.

**2. Purpose of processing your personal data**

**Processing on Contract Base (Contract)**

After You open account for performing Fund's related transactions or use the Company's services or perform transactions through any services of the Company relating to the Fund, You must provide personal data to the Company. The Company shall process the said data so obtained with regards to account opening for further performing Fund related transactions and proceeding with any and all acts and things necessary for and relating to Fund related transactions, as well as use such data for computing and granting rights generated from your investment in our products, communicating with You, monitoring and notifying You of all benefits and changes of our products or services nature, answering your questions and notifying You of any changes, all of which are categorized as contract base under Section 24(3) of the Personal Data Protection Act B.E. 2562 (2019).

**Processing on Consent Base**

The Company may use your personal data to process for designing or developing our products and services as well as presenting and advising You on our products and services, promoting marketing activities of the Company, or collecting, using and disclosing your personal data for direct marketing purpose on Consent Base.

**Processing on Legitimate Interest Base**

The Company may use your personal data to process for managing and preparing the Company's internal report, performing system maintenance to maintain standard and quality of services as well as accomplishing tax related tasks and risk management, all of which are categorized as legitimate interest base under Section 24(5) of the Personal Data Protection Act B.E. 2562 (2019).

**Processing on Legal Obligation Base**

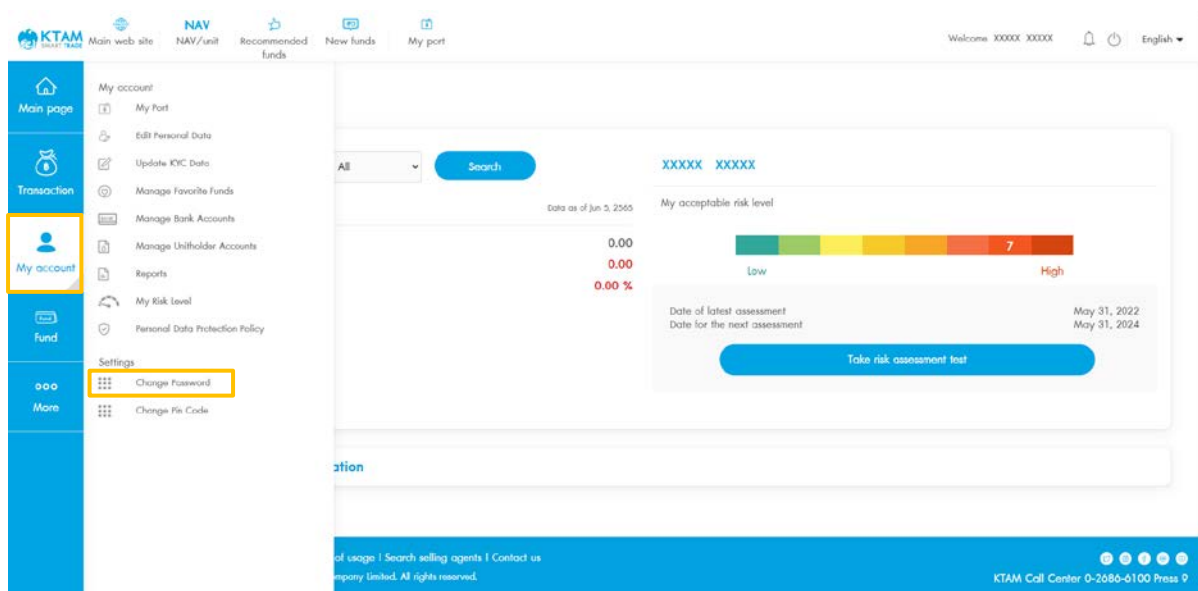
The Company may use your personal data to process for complying with the governing laws of the Fund business operation such as the Securities and Exchange Act B.E. 2535 (1992), the Trust for Transactions in Capital Market Act B.E. 2550 (2007), the Provident Fund Act B.E. 2530 (1987) and the Derivatives Act B.E. 2545 (2003), including the laws that governing the Fund related transactions such as the Anti-Money Laundering Act B.E. 2542 (1999), the Exchange Control Act B.E. 2485 (1942), the U.S. Foreign Account Tax Compliance Act of 2010 (FATCA), and other laws that enforcing the Company to send data such as the Civil Procedure Code which empowered the court to order the parties to submit documents or information in the trial, all of which are categorized as legal obligation base under Section 24(6)



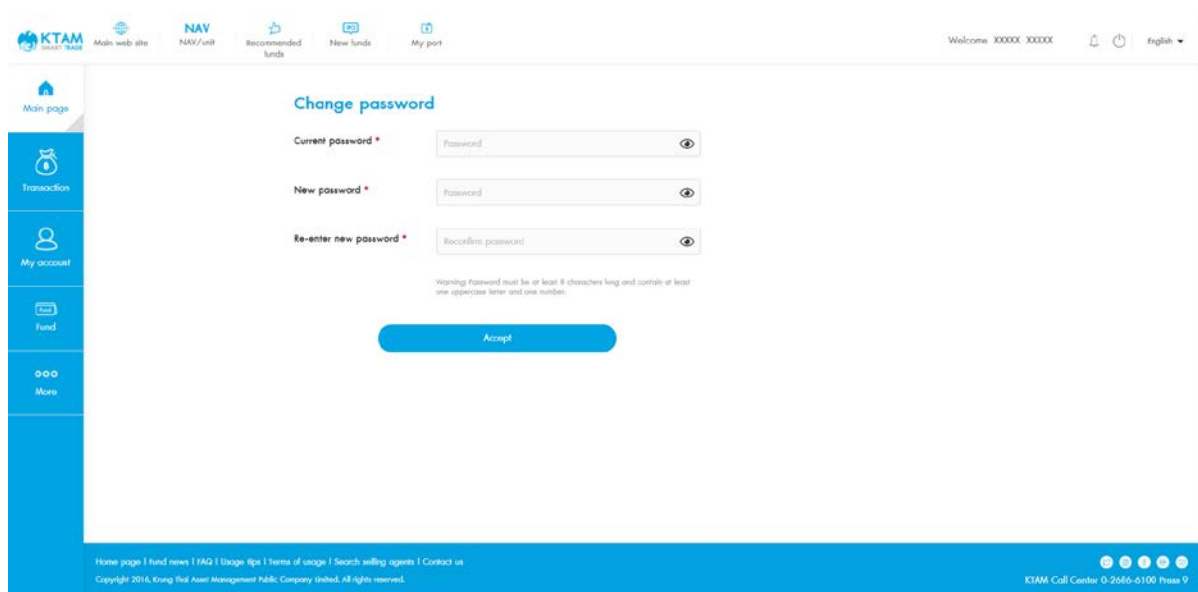
## 8.10. Settings

### 8.10.1. Change password

1. Select menu My Account
2. Select Menu Change Password



3. Enter current password
4. Enter new password
5. Confirm new password again



**Note :** Password must be at least 8 characters long and contain at least one uppercase letter and one number

## 6. Enter the 6-digit OTP received by SMS

KTAM Logo Main web site NAV NAV/unit Recommended funds New funds My port Welcome XXXXX XXXXX English

Main page

Transaction

My account

Fund

More

### Confirm OTP

A 6-digit verification code will be sent to your phone number: +66 82xxxx163

Request a new OTP

298 Seconds

Accept

Home page | Fund news | FAQ | Usage tips | Terms of usage | Search selling agents | Contact us  
Copyright 2016, Krung Thai Asset Management Public Company Limited. All rights reserved.

KTAM Call Center 0-2686-6100 Press 9

## 7. Successful record system

KTAM Logo Main web site NAV NAV/unit Recommended funds New funds My port Welcome XXXXX XXXXX English

Main page

Transaction

My account

Fund

More

### My port

Unitholder accounts Select All Search XXXXX XXXXX

#### Consolidated portfolio

data as of Apr 22, 2565 My acceptable risk level

Total Value (Baht)  
Total Profit/Loss (Baht)  
Total Profit/Loss (%)

Notice  
Change password successfully  
OK

Low 7 High  
assessment assessment  
Apr 21, 2022 Apr 21, 2024  
Take risk assessment test

Transactions pending allocation

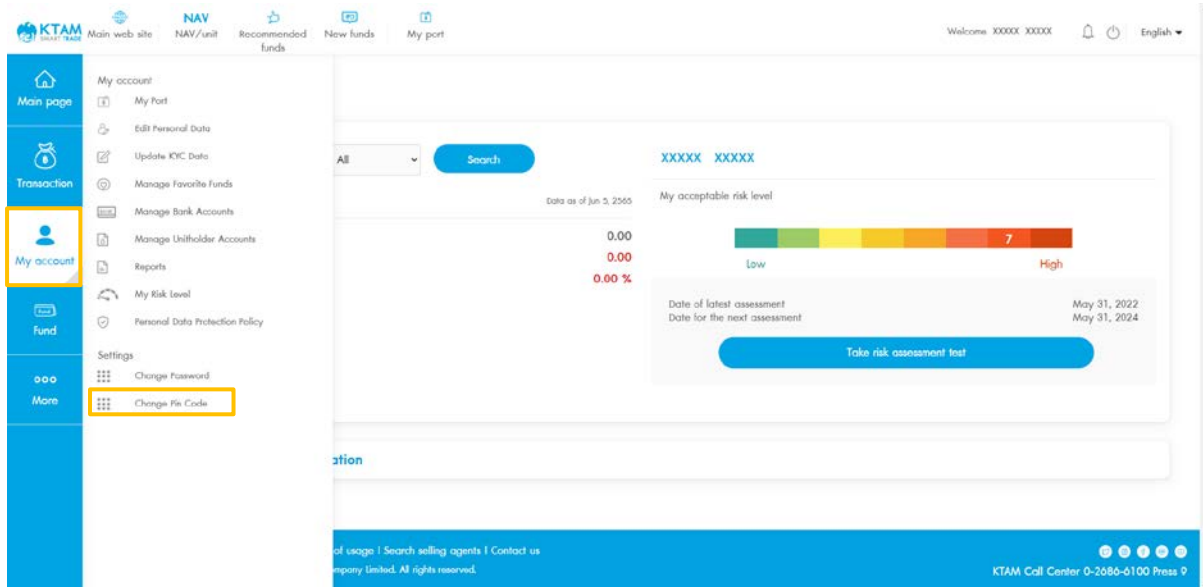
Home page | Fund news | FAQ | Usage tips | Terms of usage | Search selling agents | Contact us  
Copyright 2016, Krung Thai Asset Management Public Company Limited. All rights reserved.

KTAM Call Center 0-2686-6100 Press 9

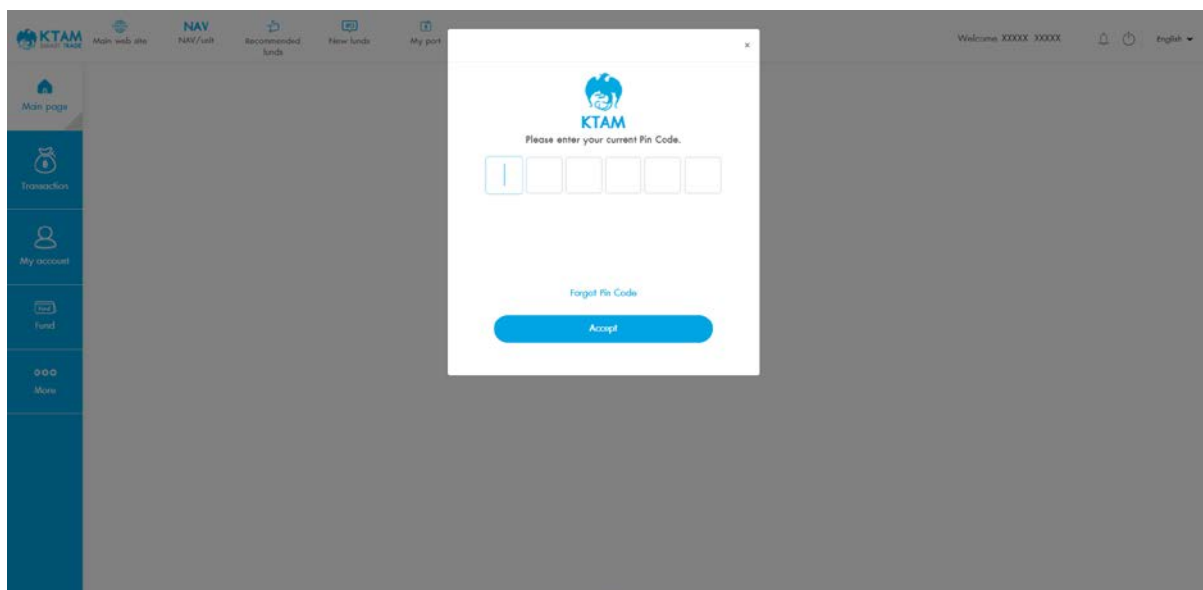
### 8.10.2. Change Pin Code

1. Select menu My Account

2. Select Menu Change Pin Code

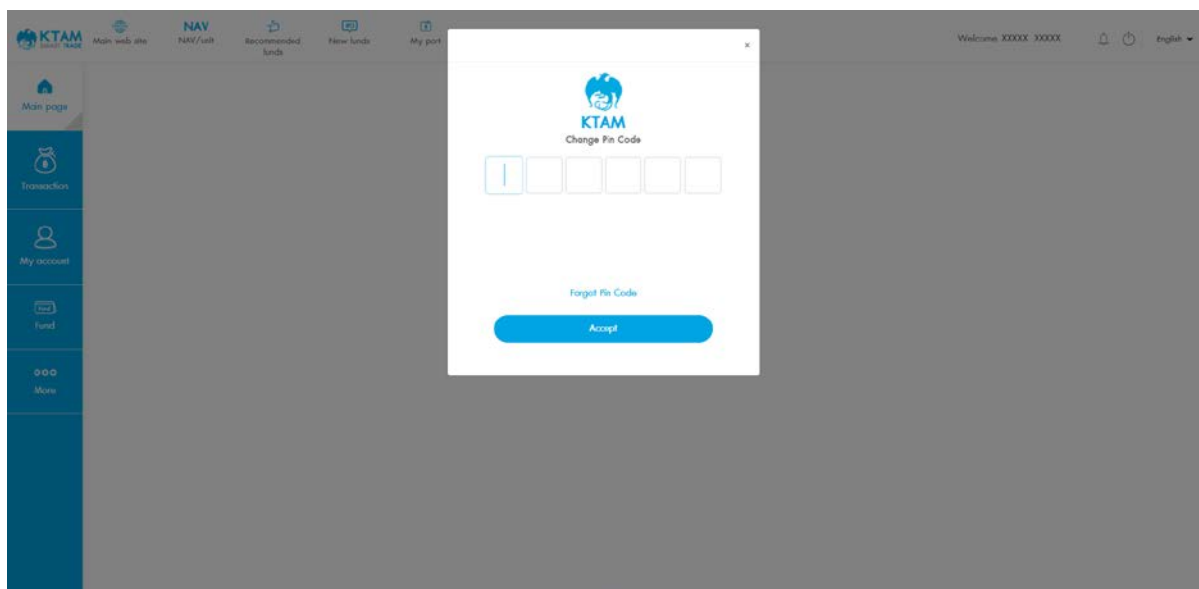


3. Enter the current Pin Code



4. Enter the current New Pin Code

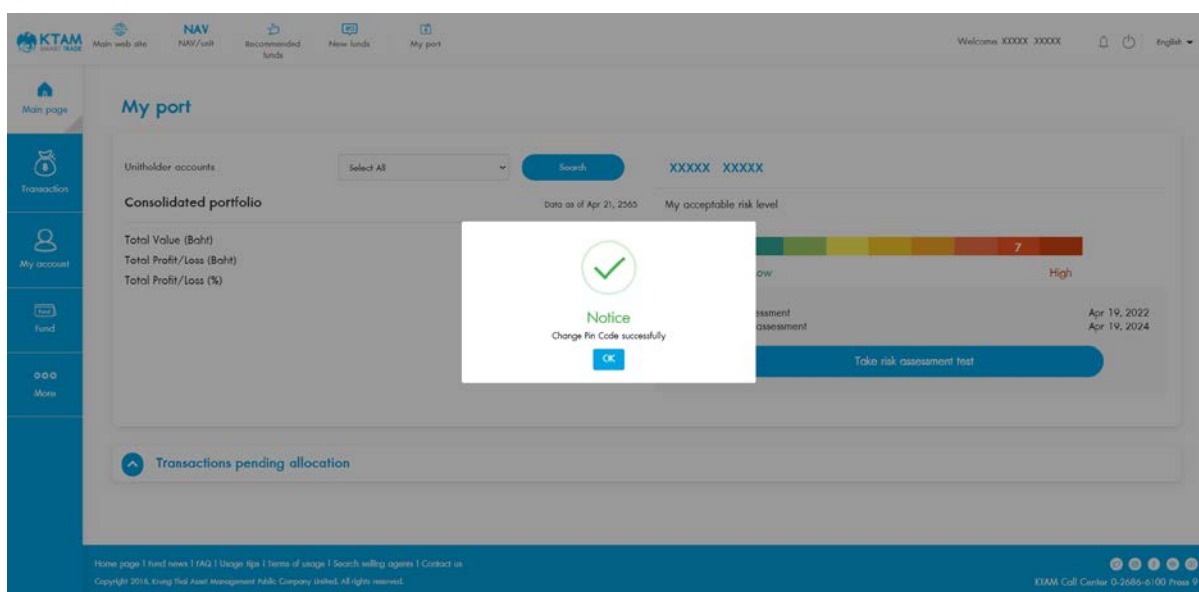
5. Enter the current New Pin Code Again



**Note :** For security purposes, when selecting a Pin Code, please avoid

- Codes which can be easily guessed, such as your birthdate
- Consecutive numbers to form the 6-digit
- Patterns of duplicate numbers, such as 111222

6. Successful record system

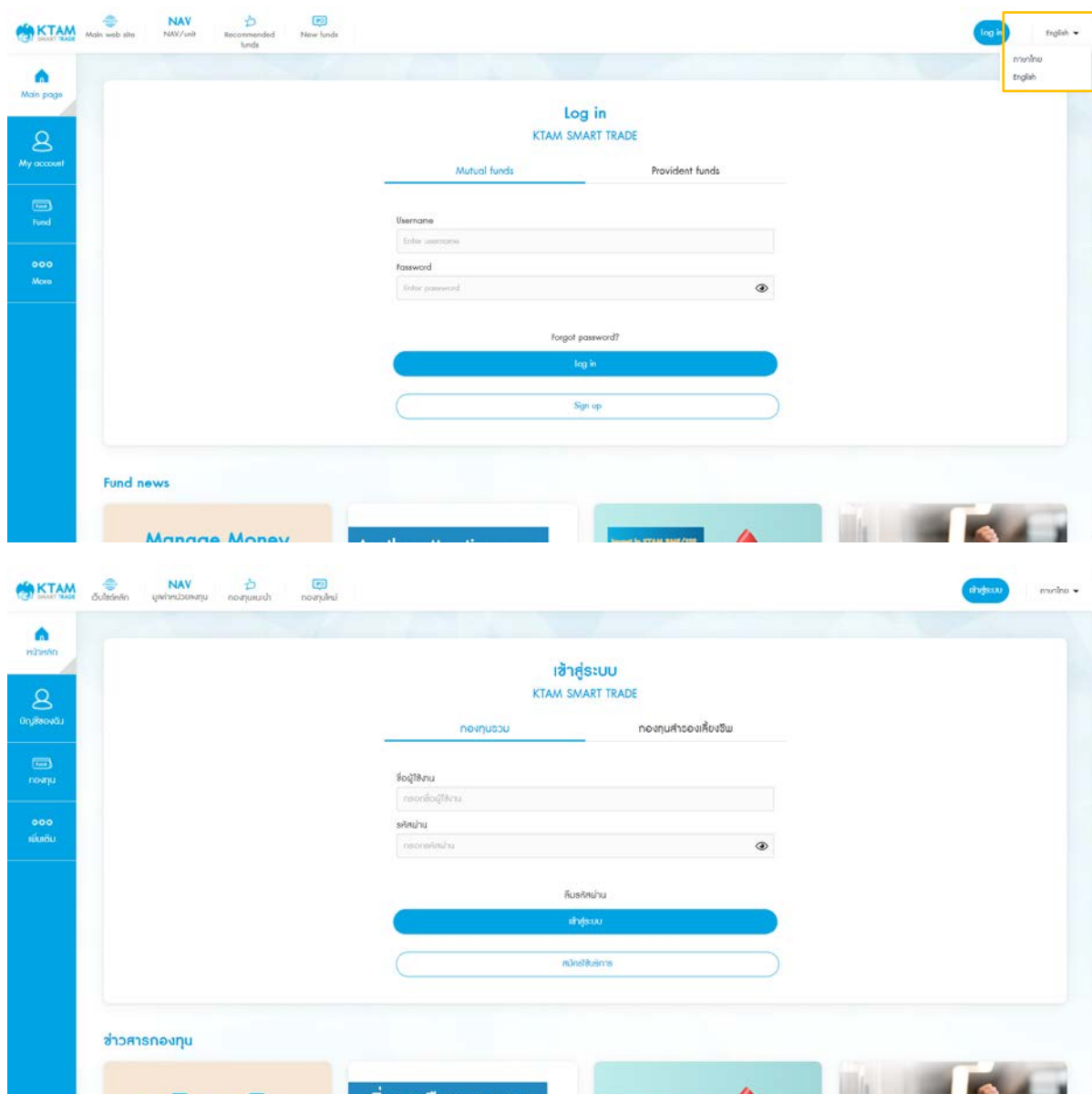


## 9. More

### 9.1. Settings

#### 9.1.1. Change language

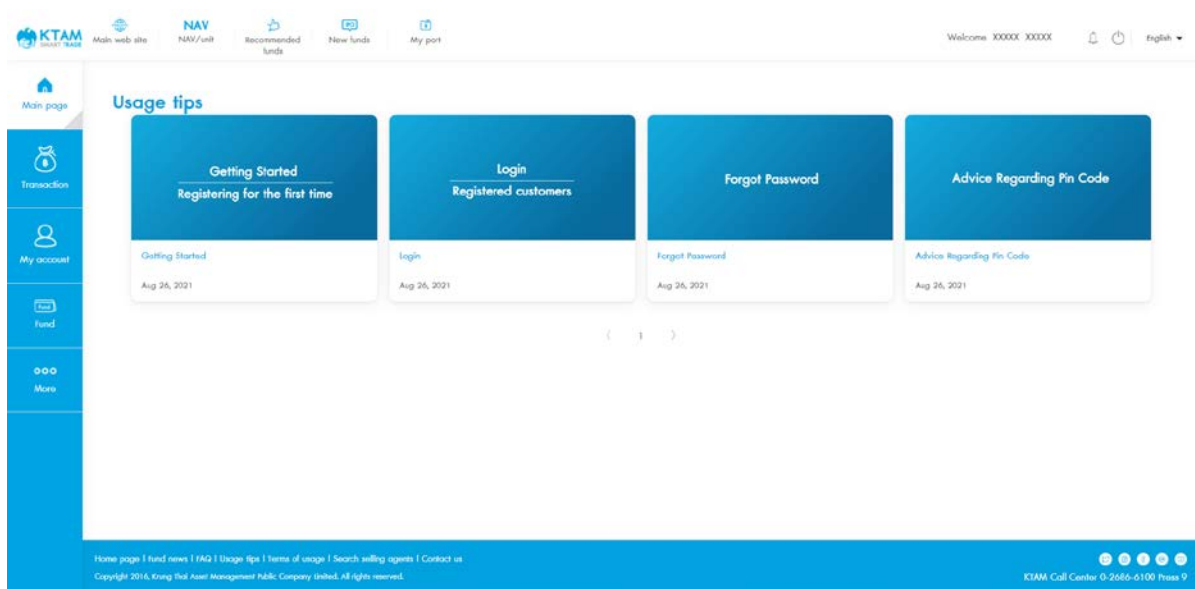
You may select from 2 languages : Thai or English



## 9.2. Help

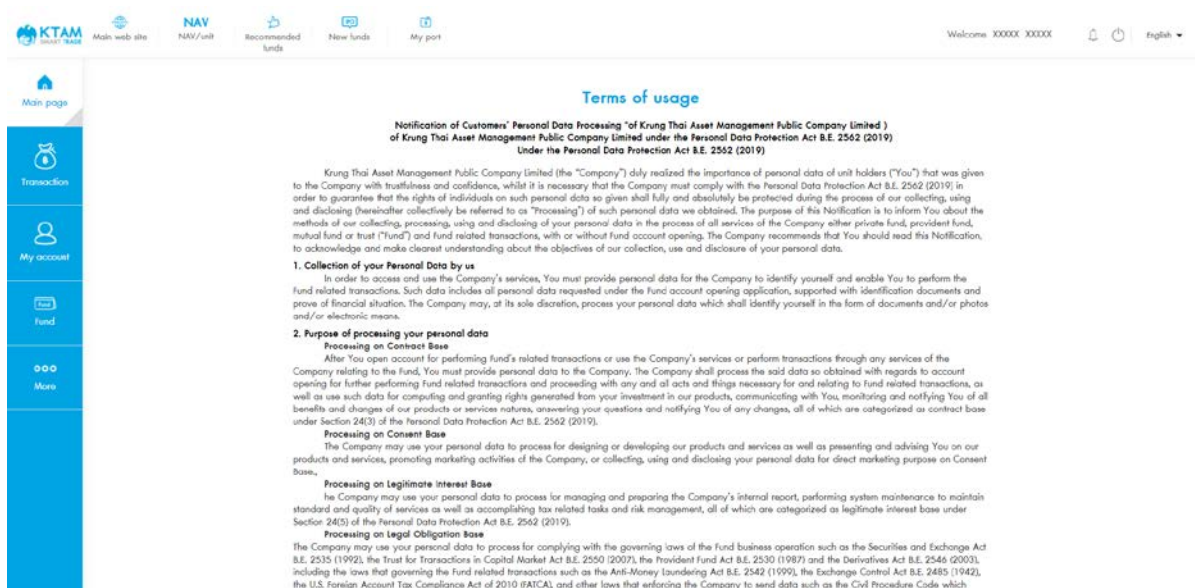
### 9.2.1. Usage tips

This menu provides useful tips to help you use the app.



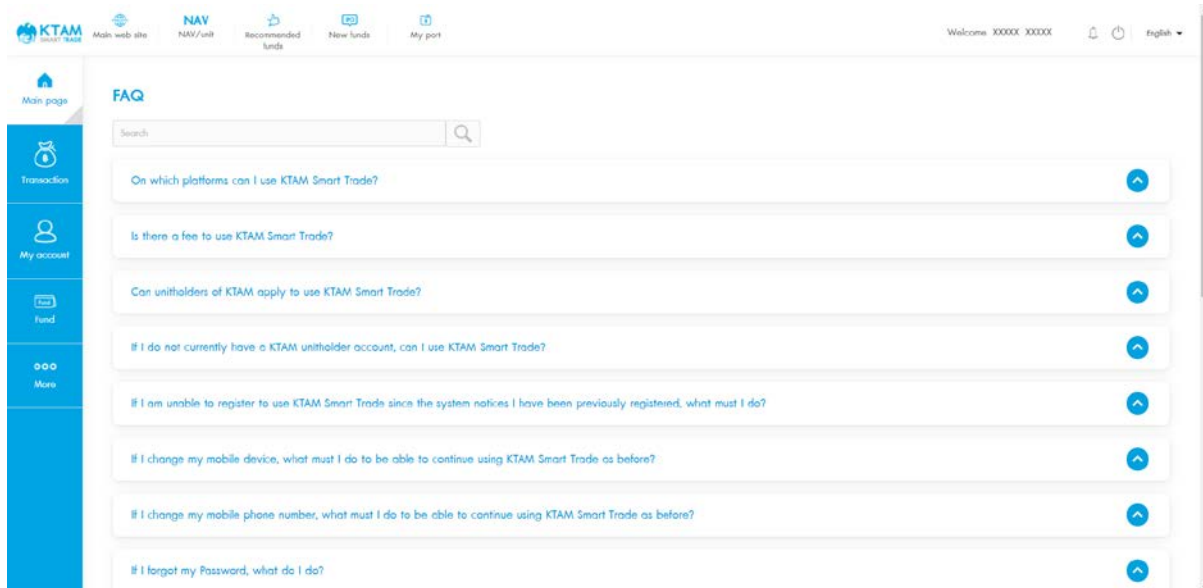
### 9.2.2. Terms of usage

See terms and conditions for using the KTAM Smart Trade app



### 9.2.3. FAQ

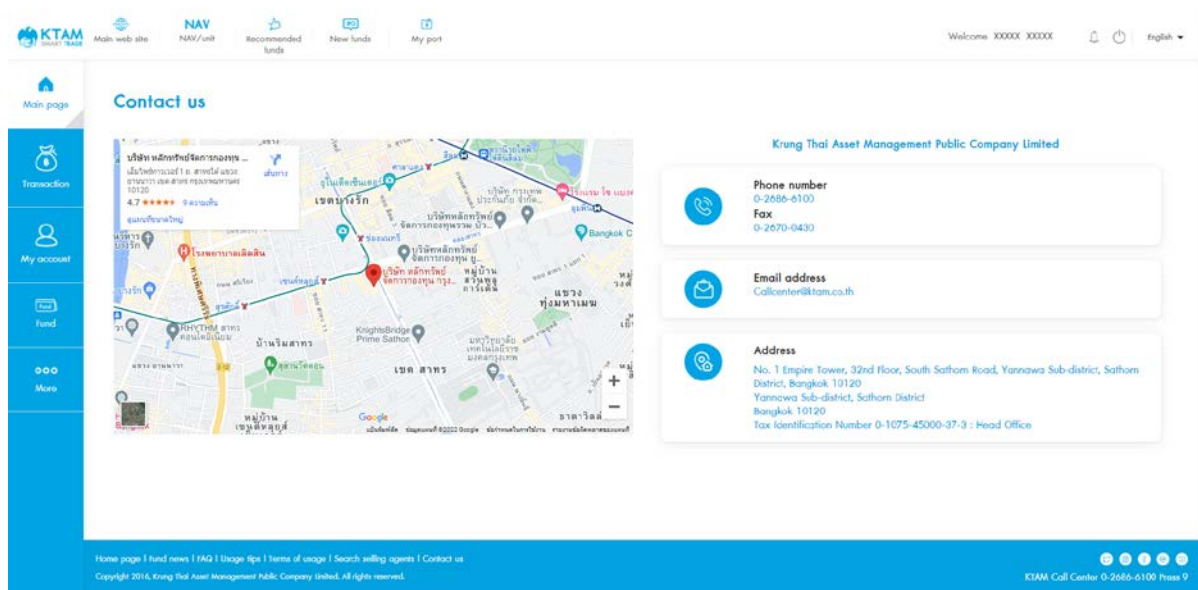
See frequently asked questions on how to use the KTAM Smart Trade app.



## 9.3. Contact channels

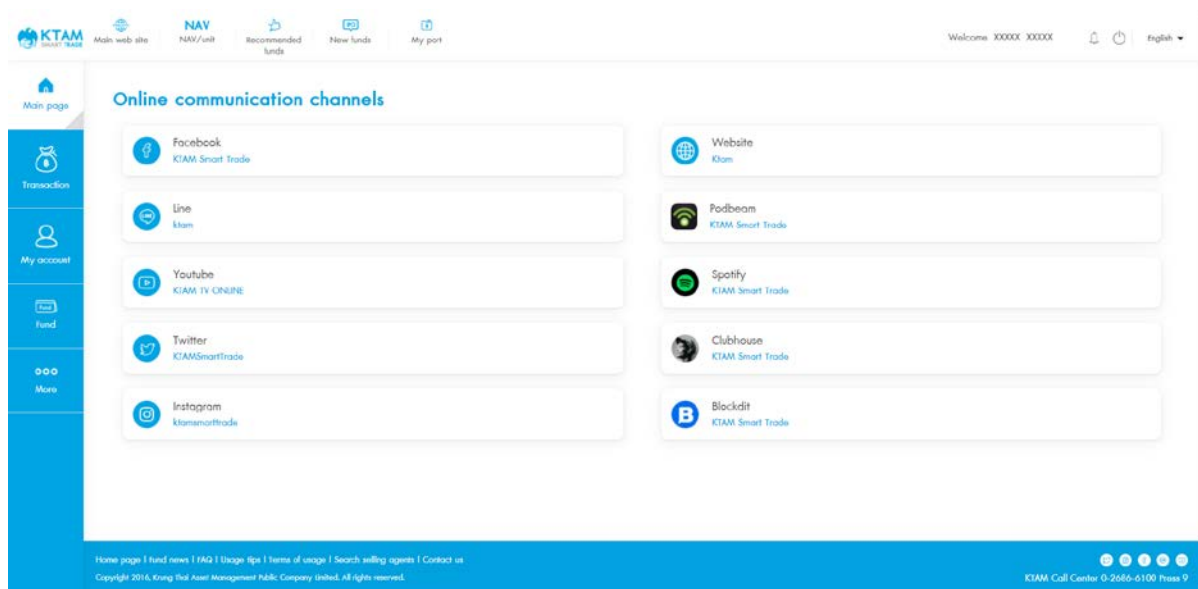
### 9.3.1. Contact us

This lists many ways you can contact KTAM.



### 9.3.2. Online media channels

A list of all the various social media channels where you can contact or learn about KTAM.





### 9.3.3. Search selling agents

Obtain a list of selling agents approved by KTAM.

The screenshot displays the 'Search selling agents' page on the KTAM website. The page features a navigation bar at the top with links to 'Main web site', 'NAV', 'Recommended funds', 'New funds', and 'My port'. A user is logged in as 'Welcome XXXXX XXXXX' with a language selector set to 'English'.

On the left side, there is a sidebar with icons for 'Main page', 'Transaction', 'My account', 'Fund', and 'More'.

The main content area is titled 'Search selling agents'. It includes a search form with two dropdown menus for 'province' and 'District', and a 'Search contacts' button. Below the search form, there is a link to 'list of selling agents nearby'.

The search results display a list of selling agents, each with a name, phone number, and website URL:

- บริษัท หลักทรัพย์ ดาร์เคอร์ (ประเทศไทย) จำกัด (มหาชน) สำนักงานใหญ่  
09-088-9999  
<https://www.fuhktrade.com/th/>
- ธนาคารกรุงไทย สาขา เอ็มโพเรียมแวลูเอจ (ธนบุรีสาทร)  
02-670-1700 -4  
<https://www.ktb.co.th/>
- บริษัทหลักทรัพย์ ทีบีดี จำกัด สำนักงานใหญ่  
02-088-9100, 02-343-0500  
<https://www.tbquicktrade.com/th/>
- บริษัทหลักทรัพย์ เอเชีย แอส จำกัด สำนักงานใหญ่  
0 2680 1111, 0 2680 1000  
<https://www.asioplus.co.th/>
- บริษัทหลักทรัพย์ ไทย ประกันชีวิต จำกัด (มหาชน)  
0-2648-3600  
<https://www.fisco.co.th>
- ธนาคารกรุงไทย สาขา สีลม  
02-233-2383 -4, 01-235-8153 -4, 02-237-5920  
<https://www.ktb.co.th/>