

Monthly Fund Update

31/08/2021

Risk Level

Low **1** 2 3 4 5 6 7 8 8+ High

Fund Type : Open-End Money Market Fund, Fixed Income Fund

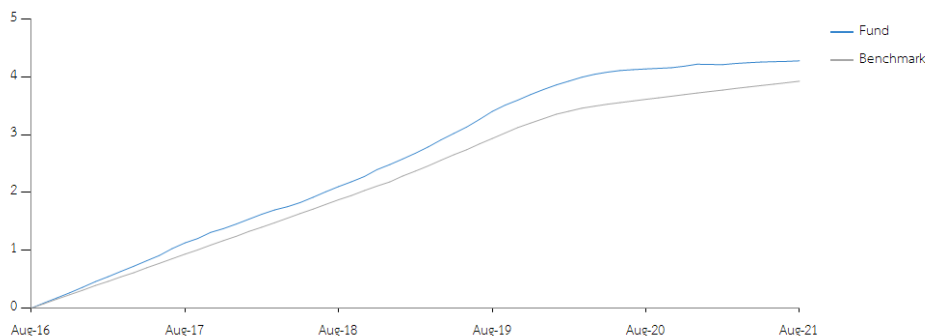
Investment Policy : The fund's policy is to invest in cash deposits, fixed income instruments, and/or other financial instruments and any other investments or means of generating returns as permitted or approved by the SEC and regulations, where instruments are callable or have maturities of no more than 397 days from date of investment or contract. The fund will not invest in derivatives or structured notes.

Dividend Policy : No dividend

Fund Details

AIMC Category	Money Market General
Registered Date	11/05/2006
Registered Capital	50,000 Million Baht
Net Asset Value	24,900,588,879.81 Baht
NAV / Unit	13.1202 Baht
Trustee	Siam commercial Bank PCL.
Registrar	Krung Thai Asset Management PCL

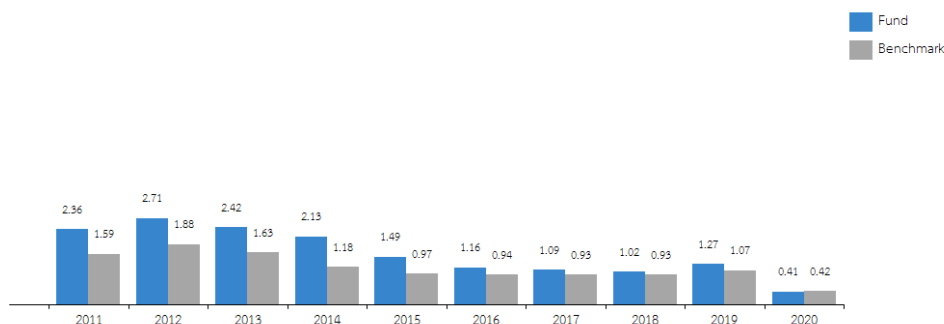
Cumulative Performance over 5 years (%)



Benchmark

the average of 3-month fixed deposit rate after tax for deposits less than 5 million baht at Bangkok Bank, Kasikornbank, and Siam Commercial Bank: 100%

Calendar Year Performance



Unit purchase and redemption

Purchase

Every business day from 8:30 a.m. to 3:30 p.m.

Minimum Initial Purchase

None

Minimum Subsequent Purchase

None

Redemption date

Every business day from 8:30 a.m. to 3:30 p.m.

Minimum Redemption Amount

None

Minimum Redemption Unit

None

Minimum Balance

None

Settlement Period

T+1

Trailing Return

	Return (%)			Annualized Return (% p.a.)				
	3 Months	6 Months	YTD	1 Year	3 Years	5 Years	10 Years	Since Inception
Fund	0.02	0.06	0.06	0.13	0.70	0.84	1.47	1.79
Benchmark	0.07	0.15	0.20	0.30	0.66	0.77	1.08	1.34

Standard Deviation

	Standard Deviation (% p.a.)							
	3 Months	6 Months	YTD	1 Year	3 Years	5 Years	10 Years	Since Inception
Fund	0.01	0.01	0.02	0.03	0.05	0.05	0.09	0.12
Benchmark	0.01	0.01	0.01	0.01	0.04	0.04	0.06	0.08

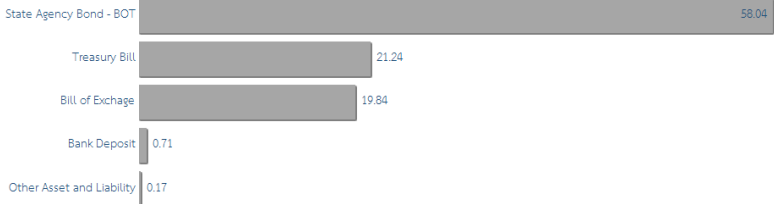
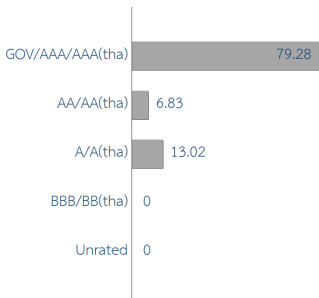
Past performance is not a guarantee of future results.

The fund performance document is prepared in accordance with AIMC standards.

*Risk Level 1 = Local Money Market Fund, The Fund shall invest in short and long-term fixed income instruments with tenures of not more than 397 days from the date of investment. Moreover, the Fund shall try to maintain the Portfolio Duration of the fixed income instruments that the Fund invests, at any given time, to be not more than 92 days.

Monthly Fund Update

31/08/2021

Main Risks		Asset Allocation Chart (% of NAV)	
Market Risk			
Credit Risk			
Liquidity Risk			
Concentration Risk			
Expenses charged to the fund (% p.a. of NAV)		Top 5 holdings	
Management Fee	Not exceeding 0.6955	Assets	Rating
Trustee fee	Not exceeding 0.05885	CB21O28A : BOT64/30/91D	(% NAV)
Registrar Fee	Not exceeding 0.107	CB21N18A : BOT64/33/91D	10.25
*Rates shown include VAT, special business tax, and other similar taxes (if any).		CB21O07B : BOT64/27/91D	9.63
		CB21O14A : BOT64/28/91D	7.68
		MPSC21O07A : BE	7.48
			A+
			7.02
Fees Charged to the Unitholder (% of NAV p.a.)		Credit Rating Breakdown	
Front End Fee	None	Domestic Fixed Income Instruments	
Back End Fee	None		
Switching Fee			
- Switch Out Fee	None		
- Switch In Fee	None		
Portfolio Characteristic			
Duration (Modified)	0.20 Year		
Average Corporate Debt Credit Rating			
National	A+		

*For more information please refer to the fund's prospectus and fund fact sheet

Monthly Fund Update

31/08/2021

Peer group fund performance : Money Market General as of 31/08/2021

Peer Percentile	Return (%)					
	3 Months	6 Months	1 Year	3 Years	5 Years	10 Years
5th Percentile	0.11	0.20	0.45	1.04	1.08	1.58
25th Percentile	0.08	0.15	0.37	0.87	0.97	1.48
50th Percentile	0.04	0.10	0.20	0.68	0.82	1.46
75th Percentile	0.01	0.04	0.12	0.64	0.71	1.24
95th Percentile	-0.01	-0.02	0.02	0.55	0.61	1.21

Peer Percentile	Standard Deviation (%)					
	3 Months	6 Months	1 Year	3 Years	5 Years	10 Years
5th Percentile	0.01	0.01	0.01	0.11	0.09	0.21
25th Percentile	0.01	0.01	0.02	0.14	0.11	0.22
50th Percentile	0.01	0.02	0.03	0.15	0.12	0.24
75th Percentile	0.02	0.02	0.03	0.15	0.13	0.24
95th Percentile	0.03	0.03	0.04	0.15	0.13	0.24

*Fund performance / Standard Deviation