



Risk Level

Low 1 2 3 4 5 **6** 7 8 8+ High

Fund Type : Open-End Equity Fund, Index Fund

Investment Policy : The Fund's policy is to invest in securities that are constituents of the SET50 Index, including securities that are pending inclusion or removal from the SET50 Index; these core holdings will account for an average of at least 80% of NAV during a financial year. Objective is to generate portfolio performance (before fees and expenses) that closely track the SET50 Index using a Passive Management Strategy. At any given time, the fund may not necessarily always hold the full 50 constituents.

Dividend Policy : No dividend

Fund Details

AIMC Category	SET 50 Index Fund
Registered Date	30/05/2017
Registered Capital	3,000 Million Baht
Net Asset Value	2,170,886,442.51 Baht
NAV / Unit	11.0083 Baht
Trustee	Siam commercial Bank PCL.
Registrar	Krung Thai Asset Management PCL

Benchmark

SET50 Total Return Index

Unit purchase and redemption

Purchase

Every business day from 8:30 a.m. to 3:30 p.m.

Minimum Initial Purchase

1,000 Baht

Minimum Subsequent Purchase

1,000 Baht

Redemption date

Every business day from 8:30 a.m. to 3:30 p.m.

Minimum Redemption Amount

None

Minimum Redemption Unit

None

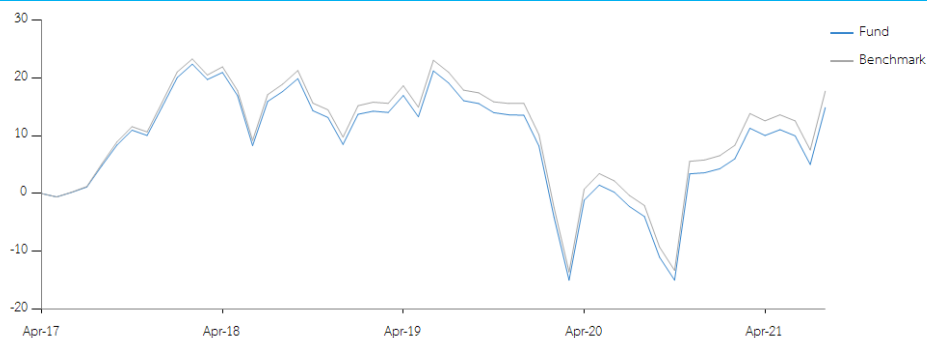
Minimum Balance

None

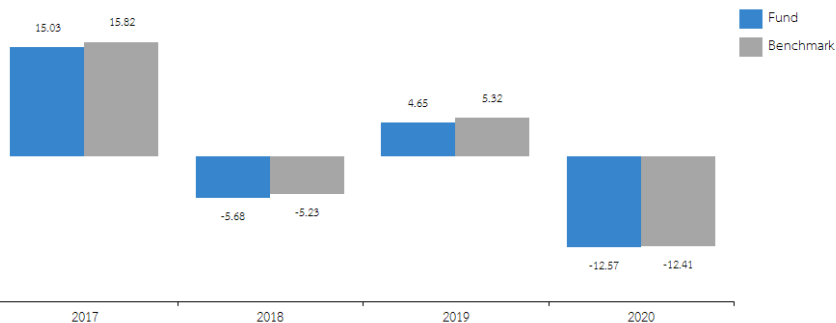
Settlement Period

T+3

Cumulative Performance over 5 years (%)



Calendar Year Performance



Trailing Return

	Return (%)			Annualized Return (% p.a.)				
	3 Months	6 Months	YTD	1 Year	3 Years	5 Years	10 Years	Since Inception
Fund	3.45	8.37	10.89	19.63	-2.20	-	-	2.28
Benchmark	3.60	8.64	11.25	20.20	-1.79	-	-	2.83


Standard Deviation

	Standard Deviation (% p.a.)							
	3 Months	6 Months	YTD	1 Year	3 Years	5 Years	10 Years	Since Inception
Fund	12.83	13.74	14.93	18.97	22.20	-	-	19.41
Benchmark	12.88	13.82	15.01	19.04	22.42	-	-	19.62

Past performance is not a guarantee of future results.

The fund performance document is prepared in accordance with AIMC standards.

* Risk Level 6 = Equity Fund, The Fund has net exposure to equity by averaging accounting period with no less than 80 percent.

Main Risks	Asset Allocation Chart (% of NAV)
Market Risk	
Business Risk	
Credit Risk	
Liquidity Risk	
Futures Contract Risk	
Tracking Error Risk	
Concentration Risk	

Expenses charged to the fund (% p.a. of NAV)		Top 5 sectors	Top 5 holdings
Management Fee	Not exceeding 1.07 (Currently charge 0.428)	Sectors (% NAV)	Assets Rating (% NAV)
Trustee fee	Not exceeding 0.077575 (Currently charge 0.03)	ENERGY & UTILITIES 26.82	PTT PCL. 8.79
Registrar Fee	Not exceeding 0.214 (Currently waived)	COMMERCE 10.52	AIRPORTS OF THAILAND PCL. 7.33
* Rates shown include VAT, special business tax, and other similar taxes (if any).		TRANSPORTATION & LOGISTICS 9.38	DELTA ELECTRONICS (THAILAND) PCL. 5.86
		BANKING 8.86	CP ALL PCL. 4.70
		INFORMATION & COMMUNICATION TECHNOLOGY 8.3	ADVANCED INFO SERVICE PCL. 4.58

Fees Charged to the Unitholder (% of NAV p.a.)

Front End Fee	Not exceeding 3.00 (Currently waived)
Back End Fee	Not exceeding 3.00 (Currently waived)
Switching Fee	
- Switch Out Fee	Not exceeding 3.00 (Currently waived)
- Switch In Fee	Not exceeding 3.00 (Currently waived)
Brokerage Fee	
Subscription or Switch In	Not exceeding 0.50 (Currently charge 0.10)
Redemption or Switch Out	Not exceeding 0.50 (Currently charge 0.10)

*For more information please refer to the fund's prospectus and fund fact sheet

Portfolio Characteristic	
Tracking Error Over 1 Year	0.10
Tracking Difference Over 1 Year	-0.60

Peer group fund performance : SET 50 Index Fund as of 31/08/2021

Peer Percentile	Return (%)					
	3 Months	6 Months	1 Year	3 Years	5 Years	10 Years
5th Percentile	3.49	8.49	19.60	-2.19	2.84	6.18
25th Percentile	3.38	8.24	19.26	-2.48	2.54	5.64
50th Percentile	3.35	8.18	18.83	-2.65	2.35	5.54
75th Percentile	3.32	8.10	18.54	-2.76	2.07	5.09
95th Percentile	3.17	7.89	17.71	-3.37	1.83	4.90

Peer Percentile	Standard Deviation (%)					
	3 Months	6 Months	1 Year	3 Years	5 Years	10 Years
5th Percentile	12.76	13.68	18.71	22.27	18.38	16.74
25th Percentile	12.80	13.70	18.88	22.42	18.54	16.93
50th Percentile	12.81	13.72	18.95	22.50	18.59	16.95
75th Percentile	12.82	13.74	18.97	22.53	18.62	17.05
95th Percentile	12.83	13.74	19.08	22.59	18.65	17.09

*Fund performance / Standard Deviation