

Risk Level

Low 1 2 3 4 5 **6** 7 8 8+ High

Fund Type : Open-end Equity Fund, Feeder Fund

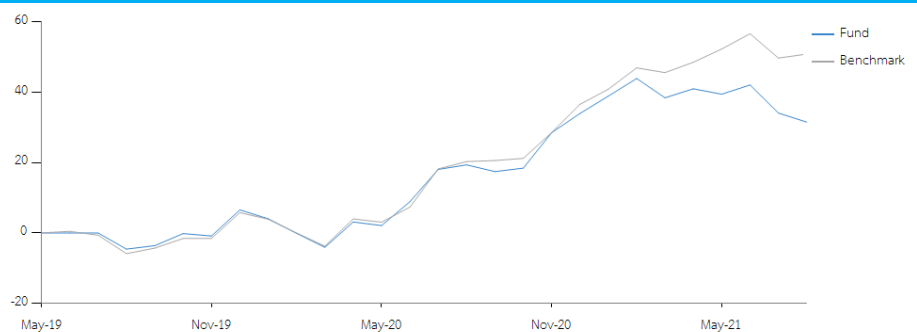
Investment Policy : The fund's policy is mainly to invest solely in the shares of the Vontobel Fund – mtx Sustainable Emerging Markets Leaders (Class I) (Master Fund), averaging at least 80% of NAV during the financial year or at the weight level which the SEC may prescribe. The master fund is under the jurisdiction of Luxembourg laws and classified as a Societe d'Investissement a Capital Variable (SICAV) operating under UCITS (Undertakings for Collective Investment in Transferable Securities); the fund is managed by Vontobel Asset Management S.A. (Management Company).

Dividend Policy : No dividend

Fund Details

AIMC Category	Emerging Market
Registered Date	27/06/2019
Registered Capital	2,000 Million Baht
Net Asset Value	1,171,103,725.75 Baht
NAV / Unit	12.0444 Baht
Trustee	Siam Commercial Bank Public Co., Ltd.
Registrar	Krung Thai Asset Management Public Company Limited

Cumulative Performance over 5 years (%)



Benchmark

MSCI Emerging Market TR Net (Thai Baht)

Unit purchase and redemption

Purchase

Submit order one business day prior to dealing day from 8:30 a.m. to 3:30 p.m. (Effective from 25 November 2019 Onwards)

Minimum Initial Purchase

1,000 baht

Minimum Subsequent Purchase

1,000 baht

Redemption date

Submit order one business day prior to dealing day from 8:30 a.m. to 3:30 p.m. (Effective from 25 November 2019 Onwards)

Minimum Redemption Amount

None

Minimum Redemption Unit

None

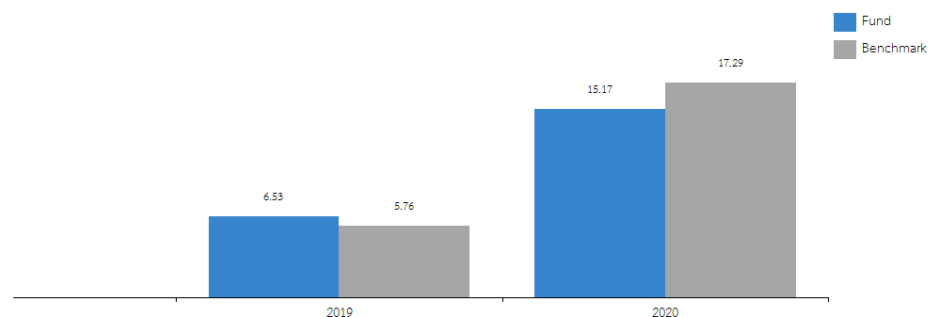
Minimum Balance

None

Settlement Period

T+5

Calendar Year Performance



Trailing Return

	Return (%)			Annualized Return (% p.a.)				
	3 Months	6 Months	YTD	1 Year	3 Years	5 Years	10 Years	Since Inception
Fund	-5.69	-8.58	-1.83	10.18	-	-	-	8.89
Benchmark	-0.95	2.67	10.46	25.42	-	-	-	15.51

Standard Deviation

	Standard Deviation (% p.a.)							
	3 Months	6 Months	YTD	1 Year	3 Years	5 Years	10 Years	Since Inception
Fund	15.96	16.63	17.26	16.47	-	-	-	21.27
Benchmark	16.50	15.40	15.94	15.15	-	-	-	19.02

Past performance is not a guarantee of future results.

The fund performance document is prepared in accordance with AIMC standards.

Risk Level 6 = Equity Fund , The Fund has net exposure to equity by averaging accounting period with no less than 80 percent.

Investments contain risks; investors must examine details carefully before making an investment decision.

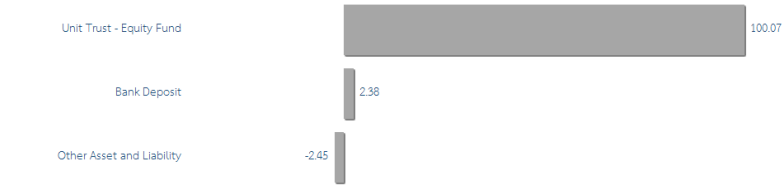
Investors may submit inquiries or request a prospectus or fund's terms and conditions from KTAM and selling agents (if any) or www.ktam.co.th

For more information , request the prospectus

Krung Thai Asset Management PCL

Tel. 0-2686-6100 Fax. 0-2670-0430

Callcenter@ktam.co.th

Main Risks	Asset Allocation Chart (% of NAV)												
Emerging markets risk													
Country Risk													
Regulatory and Repatriation Risk													
Market Risk													
Business Risk													
Foreign Exchange Rate Risk													
Credit Risk													
Interest Rate Risk													
Counter Party Risk													
Derivative Risk													
Liquidity Risk													
Re-investment risk to switch master fund													
Concentration Risk													
		Top 5 holdings											
	<table border="1"> <thead> <tr> <th>Assets</th> <th>(% NAV)</th> </tr> </thead> <tbody> <tr> <td>Vontobel mtx Sustainable Emerging Markets Leaders</td> <td>100.07</td> </tr> </tbody> </table>	Assets	(% NAV)	Vontobel mtx Sustainable Emerging Markets Leaders	100.07								
Assets	(% NAV)												
Vontobel mtx Sustainable Emerging Markets Leaders	100.07												
	Summary Highlights of the Master Fund												
	<table border="1"> <tbody> <tr> <td>Master Fund</td> <td>Vontobel Fund - mtx Sustainable Emerging Markets Leaders (Class I)</td> </tr> <tr> <td>Investment Policy</td> <td>Vontobel Fund – mtx Sustainable Emerging Markets Leaders (the Sub-Fund) aims to achieve the highest possible capital growth in USD. While respecting the principle of risk diversification, the Sub-Fund's assets are invested mainly in equities, equity-like transferable securities, participation certificates etc. issued by companies that are based in or conduct the majority of their business in an emerging market and contribute towards sus-tainable economic activity.</td> </tr> <tr> <td>Class & currency</td> <td>I-USD</td> </tr> <tr> <td>ISIN Code</td> <td>LU0571085686</td> </tr> <tr> <td>Bloomberg Ticker</td> <td>VGREMEI LX</td> </tr> <tr> <td>website</td> <td>www.vontobel.com/AM</td> </tr> </tbody> </table>	Master Fund	Vontobel Fund - mtx Sustainable Emerging Markets Leaders (Class I)	Investment Policy	Vontobel Fund – mtx Sustainable Emerging Markets Leaders (the Sub-Fund) aims to achieve the highest possible capital growth in USD. While respecting the principle of risk diversification, the Sub-Fund's assets are invested mainly in equities, equity-like transferable securities, participation certificates etc. issued by companies that are based in or conduct the majority of their business in an emerging market and contribute towards sus-tainable economic activity.	Class & currency	I-USD	ISIN Code	LU0571085686	Bloomberg Ticker	VGREMEI LX	website	www.vontobel.com/AM
Master Fund	Vontobel Fund - mtx Sustainable Emerging Markets Leaders (Class I)												
Investment Policy	Vontobel Fund – mtx Sustainable Emerging Markets Leaders (the Sub-Fund) aims to achieve the highest possible capital growth in USD. While respecting the principle of risk diversification, the Sub-Fund's assets are invested mainly in equities, equity-like transferable securities, participation certificates etc. issued by companies that are based in or conduct the majority of their business in an emerging market and contribute towards sus-tainable economic activity.												
Class & currency	I-USD												
ISIN Code	LU0571085686												
Bloomberg Ticker	VGREMEI LX												
website	www.vontobel.com/AM												
	*For more information please refer to the fund's prospectus and fund fact sheet												
Expenses charged to the fund (% p.a. of NAV)													
Management Fee	Not exceeding 2.14 (Currently charge 1.07)												
Trustee fee	Not exceeding 0.214 (Currently charge 0.025145)												
Registrar Fee	Not exceeding 0.535 (Currently charge 0.214)												
*Rates shown include VAT, special business tax, and other similar taxes (if any).													
Fees Charged to the Unitholder (% of NAV p.a.)													
Front End Fee	Not exceeding 2.14 (Currently charge 1.50)												
Back End Fee	Not exceeding 2.14 (Currently waived)												
Switching Fee													
- Switch Out Fee	Not exceeding 2.14 (Currently waived)												
- Switch In Fee	Not exceeding 2.14 (Currently charge 1.50)												

Peer group fund performance : Emerging Market as of 31/08/2021

Peer Percentile	Return (%)					
	3 Months	6 Months	1 Year	3 Years	5 Years	10 Years
5th Percentile	-0.14	11.10	34.80	12.51	10.32	5.28
25th Percentile	-1.34	0.95	26.06	8.74	7.95	3.74
50th Percentile	-2.35	-3.22	20.58	6.89	6.60	2.83
75th Percentile	-4.43	-7.14	12.93	3.54	3.98	1.46
95th Percentile	-8.68	-9.85	6.97	0.66	-0.69	-3.90

Peer Percentile	Standard Deviation (%)					
	3 Months	6 Months	1 Year	3 Years	5 Years	10 Years
5th Percentile	15.15	15.32	15.30	14.83	12.59	13.49
25th Percentile	16.76	16.03	17.01	17.29	13.92	15.04
50th Percentile	18.53	17.87	17.96	19.69	15.93	16.90
75th Percentile	20.96	19.81	18.59	20.64	18.10	20.35
95th Percentile	25.41	24.00	25.42	28.97	26.56	24.35

*Fund performance / Standard Deviation