



Risk Level

Low 1 2 3 4 5 **6** 7 8 8+ High

Fund Type : Open-end Equity Fund, Feeder Fund

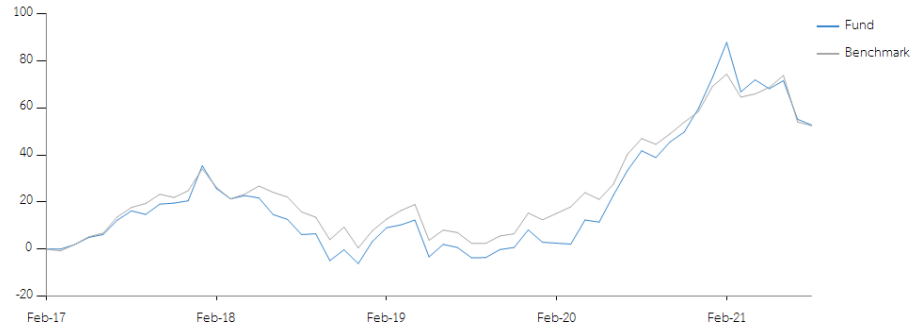
Investment Policy : Mainly invests in BGF China Fund (Master Fund) no less than 80% of all net asset or according to the ratio that SEC announces.

Dividend Policy : No dividend

Fund Details

AIMC Category	Greater China Equity
Registered Date	31/03/2017
Registered Capital	15,000 Million Baht
Net Asset Value	6,876,969,643.75 Baht
NAV / Unit	14.5535 Baht
Trustee	Standard Chartered Bank (Thai) PCL.
Registrar	Krung Thai Asset Management PCL

Cumulative Performance over 5 years (%)



Benchmark

MSCI China 10/40 Net Total Return USD Index (Thai Baht)

Unit purchase and redemption

Purchase
Every business day of the fund from 8:30 a.m. to 2:00 p.m.

Minimum Initial Purchase

1,000 baht

Minimum Subsequent Purchase

1,000 baht

Redemption date

Every business day of the fund from 8:30 a.m. to 2:00 p.m.

Minimum Redemption Amount

None

Minimum Redemption Unit

None

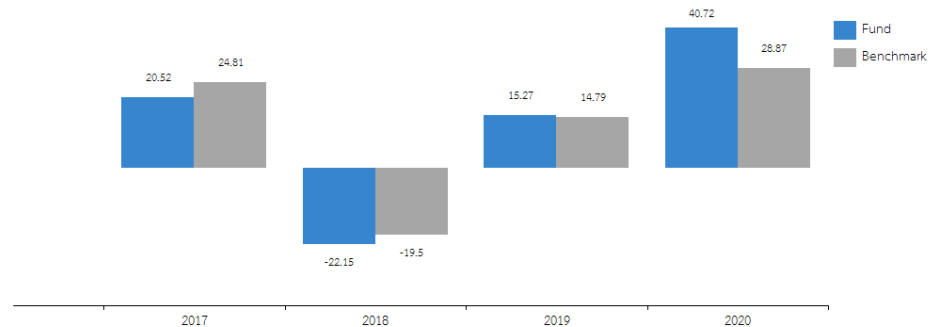
Minimum Balance

None

Settlement Period

T+5

Calendar Year Performance



Trailing Return

	Return (%)			Annualized Return (% p.a.)				
	3 Months	6 Months	YTD	1 Year	3 Years	5 Years	10 Years	Since Inception
Fund	-9.19	-18.71	-4.38	7.72	11.08	-	-	8.85
Benchmark	-9.67	-12.59	-3.77	3.71	7.28	-	-	8.42

Standard Deviation

	Standard Deviation (% p.a.)							
	3 Months	6 Months	YTD	1 Year	3 Years	5 Years	10 Years	Since Inception
Fund	34.71	29.07	29.48	27.26	25.59	-	-	23.10
Benchmark	33.03	28.12	27.20	24.44	22.28	-	-	20.67

Past performance is not a guarantee of future results.

The fund performance document is prepared in accordance with AIMC standards.

Risk Level 6 = Equity Fund, The Fund has net exposure to equity by averaging accounting period with no less than 80 percent.

Investments contain risks; investors must examine details carefully before making an investment decision.


Investors may submit inquiries or request a prospectus or fund's terms and conditions from KTAM and selling agents (if any) or www.ktam.co.th

For more information, request the prospectus

Krung Thai Asset Management PCL

Tel. 0-2686-6100 Fax. 0-2670-0430

Callcenter@ktam.co.th

Main Risks		Asset Allocation Chart (% of NAV)	
Market Risk			
Credit Risk			
Foreign Exchange Rate Risk			
Counter Party Risk			
Country Risk			
Liquidity Risk			
Repatriation Risk			
Re-investment risk to switch master fund			
Concentration Risk			
Expenses charged to the fund (% p.a. of NAV)		Top 5 holdings	
Management Fee	Not exceeding 2.14 (Currently charge 0.80)	Assets	(% NAV)
Trustee fee	Not exceeding 0.0749 (Currently charge 0.03)	BGF China Fund	99.22
Registrar Fee	Not exceeding 0.535 (Currently charge 0.21)		
*Rates shown include VAT, special business tax, and other similar taxes (if any).		Summary Highlights of the Master Fund	
Fees Charged to the Unitholder (% of NAV p.a.)		Master Fund	BGF China Fund
Front End Fee	Not exceeding 3.00 (Currently charge 1.50)	Investment Policy	The China Fund seeks to maximise total return. The Fund invests at least 70% of its total assets in the equity securities of companies domiciled in, or exercising the predominant part of their economic activity in, the People's Republic of China.
Back End Fee	Not exceeding 3.00 (Currently Waived)	Class & currency	Class D / USD
Switching Fee		ISIN Code	LU0359204475
- Switch Out Fee	Not exceeding 3.00 (Currently Waived)	Bloomberg Ticker	BLKCHD2
- Switch In Fee	Not exceeding 3.00 (Currently charge 1.50)	website	www.blackrock.com/sg

*For more information please refer to the fund's prospectus and fund fact sheet

Investments contain risks; investors must examine details carefully before making an investment decision.

Investors may submit inquiries or request a prospectus or fund's terms and conditions from KTAM and selling agents (if any) or www.ktam.co.th

For more information , request the prospectus
 Krung Thai Asset Management PCL
 Tel. 0-2686-6100 Fax. 0-2670-0430
 Callcenter@ktam.co.th

Peer group fund performance : Greater China Equity as of 31/08/2021

Peer Percentile	Return (%)					
	3 Months	6 Months	1 Year	3 Years	5 Years	10 Years
5th Percentile	-5.29	-4.89	17.55	14.09	11.05	8.21
25th Percentile	-8.90	-10.54	5.47	11.35	10.55	6.16
50th Percentile	-12.12	-19.25	-3.81	7.99	6.19	4.25
75th Percentile	-18.05	-24.74	-9.82	-2.55	-0.21	0.27
95th Percentile	-23.00	-26.96	-18.63	-6.81	-3.48	-1.06

Peer Percentile	Standard Deviation (%)					
	3 Months	6 Months	1 Year	3 Years	5 Years	10 Years
5th Percentile	22.90	21.90	19.01	17.66	15.35	15.29
25th Percentile	26.54	24.24	21.49	18.58	16.17	17.36
50th Percentile	28.80	26.58	22.23	19.02	17.31	19.63
75th Percentile	35.45	28.98	24.55	20.44	17.89	20.51
95th Percentile	38.99	37.26	29.08	22.17	18.76	22.47

*Fund performance / Standard Deviation