



Risk Level

 Low 1 2 3 4 5 **6** 7 8 8+ High

Investors are no longer eligible of tax benefits from investment in LTF

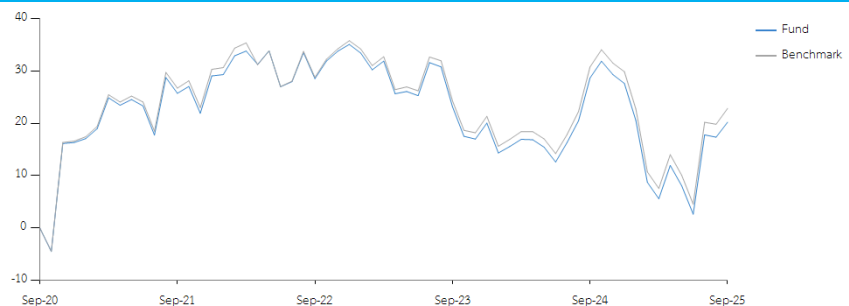
from Jan 1, 2020 onwards.

**Fund Type :** Open-End Equity Fund,LTF,Index Fund

**Investment Policy :** The fund's core holdings are stocks of listed companies and equity securities which correlate with the performance of a target benchmark of stocks or group of stocks. Net investment in common stocks will average at least 65% of NAV. The SET50 Index will serve as the performance benchmark which the fund aims to track as closely as possible. The fund may also invest in derivatives but will not invest in structured notes. The asset management company reserves the right to replace this benchmark with another reference if the SET50 Index is discontinued or no longer calculated; any new benchmark used must be an index of investments in the Stock Exchange of Thailand.

**Dividend Policy :** No dividend**Fund Details**

AIMC Category	SET 50 Index Fund
Registered Date	28/06/2007
Registered Capital	1,000 Million Baht
Net Asset Value	571,665,159.92 Baht
NAV / Unit	22.6268 Baht
Trustee	Siam Commercial Bank PCL.
Registrar	Krung Thai Asset Management PCL

**Cumulative Performance over 5 years (%)****Benchmark**

SET50 TRI

**Unit purchase and redemption**

Purchase

-

Minimum Initial Purchase

500 Baht

Minimum Subsequent Purchase

500 Baht

Redemption date

Every business day from 8:30 a.m. to 3:30 p.m.

Minimum Redemption Amount

None

Minimum Redemption Unit

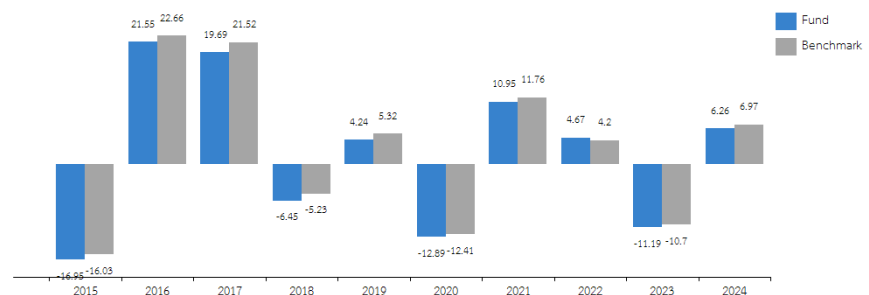
None

Minimum Balance

None

Settlement Period

T+2

**Calendar Year Performance****Trailing Return**

	Return (%)			Annualized Return (% p.a.)				
	3 Months	6 Months	YTD	1 Year	3 Years	5 Years	10 Years	Since Inception
Fund	17.13	13.86	-5.81	-6.58	-2.21	3.75	1.83	4.57
Benchmark	17.52	14.23	-5.41	-6.06	-1.56	4.20	2.56	5.81

**Standard Deviation**

	Standard Deviation (% p.a.)							
	3 Months	6 Months	YTD	1 Year	3 Years	5 Years	10 Years	Since Inception
Fund	16.53	21.16	20.71	18.91	14.59	14.91	16.52	19.96
Benchmark	16.67	21.42	20.92	19.09	14.70	15.01	16.72	20.39

Past performance is not a guarantee of future results.

The fund performance document is prepared in accordance with AIMC standards.

Investments contain risks; investors must examine details carefully before making an investment decision.

Investors may submit inquiries or request a prospectus or fund's terms

and conditions from KTAM and selling agents (if any) or [www.ktam.co.th](http://www.ktam.co.th)

For more information , request the prospectus


Krung Thai Asset Management PCL

Tel. 0-2686-6100 Fax. 0-2670-0430

Callcenter@ktam.co.th

Monthly Fund Update  
30/09/2025

LTF Class

Main Risks		Asset Allocation Chart (% of NAV)	
Market Risk			
Credit Risk			
Liquidity Risk			
Business Risk			
Risk of investing in derivatives			
Expenses charged to the fund (% p.a. of NAV)			
Management Fee	Not exceeding 1.605 (Currently charge 0.535*)		
Trustee fee	Not exceeding 0.0642 (Currently charge 0.03)		
Registrar Fee	Not exceeding 0.13375 (Currently charge 0.13375)		
*Rates shown include VAT, special business tax and other relevant taxes.			
Fees Charged to the Unitholder (% of Transaction Amount)			
Front End Fee	Not exceeding 0.25 (Currently waived)		
Back End Fee	Not exceeding 0.25 (Currently waived)		
Switching Fee			
- Switch Out Fee			
- Switching to other fund under KTAM	200 baht/transaction (Currently waived)		
- Switching to other asset management company	200 baht/transaction (Currently 200 baht/transaction)		
- Switch In Fee	200 baht/transaction (Currently waived)		
*Rates shown include VAT, special business tax and other relevant taxes.			
Portfolio Characteristic			
Number of issuers	51		
Tracking Error Over 1 Year	0.30		
Tracking Difference Over 1 Year	-0.54		

Top 5 sectors		
Sectors	(% NAV)	
Resources	24.5	
Technology	22.02	
Financials	20.3	
Services	19.95	
Property & Construction	6.58	

Top 5 holdings		
Assets	Rating	(% NAV)
EQ : DELTA ELECTRONICS (THAILAND) PCL.		10.03
EQ : PTT PCL.		8.88
EQ : ADVANCED INFO SERVICE PCL.		8.09
EQ : Gulf Development PCL		6.07
EQ : AIRPORTS OF THAILAND PCL.		5.41

\*For more information please refer to the fund's prospectus and fund fact sheet

Investments contain risks; investors must examine details carefully before making an investment decision.

Investors may submit inquiries or request a prospectus or fund's terms and conditions from KTAM and selling agents (if any) or [www.ktam.co.th](http://www.ktam.co.th)

For more information , request the prospectus

Krung Thai Asset Management PCL

Tel. 0-2686-6100 Fax. 0-2670-0430